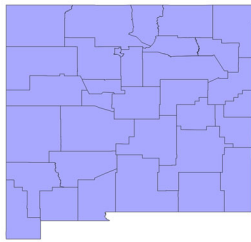


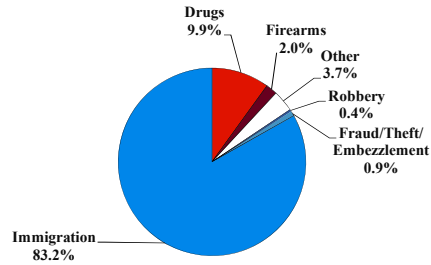
# District at a Glance

## District of New Mexico

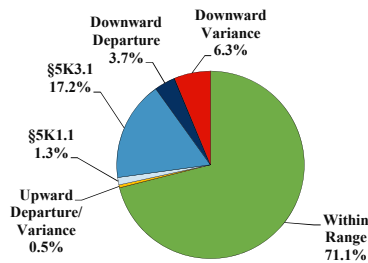
### Fiscal Year 2018



#### Type of Crime



#### Sentence Imposed Relative to the Guideline Range



#### SENTENCING INFORMATION BY TYPE OF CRIME

	TOTAL	Immigration	Drug Trafficking	Firearms	Fraud/Theft/Embezzle	Robbery	Child Porn	Money Laundering	All Other
	3,950	3,285	391	78	34	15	4	12	131
Mean Sentence (months)	10	3	41	48	14	80	139	33	54
Median Sentence (months)	2	1	27	41	11	63	102	19	21

#### IMPRISONMENT

	TOTAL	Immigration	Drug Trafficking	Firearms	Fraud/Theft/Embezzle	Robbery	Child Porn	Money Laundering	All Other
<b>Total Receiving Imprisonment</b>	<b>3,901</b>	<b>3,278</b>	<b>378</b>	<b>78</b>	<b>26</b>	<b>15</b>	<b>4</b>	<b>8</b>	<b>114</b>
Prison Only	3,726	3,265	296	54	22	9	3	7	70
Up to 12 Months	3,160	3,056	73	4	11	0	0	0	16
13 to 60 Months	466	207	159	43	10	4	1	6	36
61 to 120 Months	72	2	53	5	1	4	0	0	7
Over 120 Months	28	0	11	2	0	1	2	1	11
Prison and Alternatives	175	13	82	24	4	6	1	1	44

#### PROBATION

	TOTAL	Immigration	Drug Trafficking	Firearms	Fraud/Theft/Embezzle	Robbery	Child Porn	Money Laundering	All Other
<b>Total Receiving Probation</b>	<b>49</b>	<b>7</b>	<b>13</b>	<b>0</b>	<b>8</b>	<b>0</b>	<b>0</b>	<b>4</b>	<b>17</b>
Probation Only	40	4	10	0	8	0	0	4	14
Probation and Alternatives	9	3	3	0	0	0	0	0	3

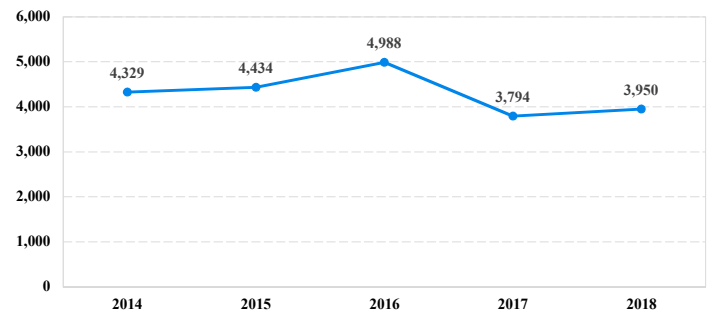
#### FINE ONLY

	<b>0</b>	<b>0</b>	<b>0</b>	<b>0</b>	<b>0</b>	<b>0</b>	<b>0</b>	<b>0</b>	<b>0</b>
--	----------	----------	----------	----------	----------	----------	----------	----------	----------

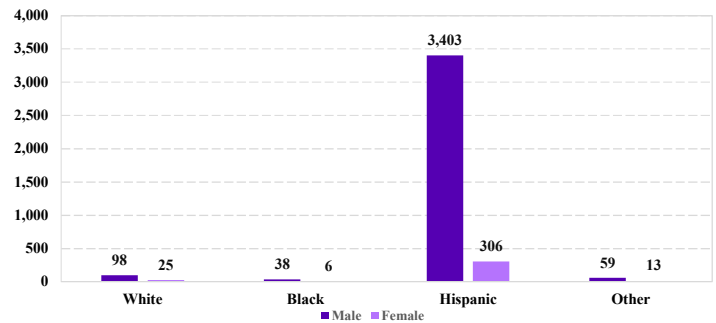
Cases with indeterminable sentence terms are excluded from the calculation of the Mean Sentence or Median Sentence category. Sentences greater than 470 months and probation were included in the sentence average computations as 470 months and zero months, respectively. Cases in the Total Receiving Prison and Total Receiving Probation categories total 100 percent of all cases. Cases missing information required for a specific analysis were excluded from that analysis. Descriptions of variables used in this analysis are provided in Appendix A.

SOURCE: U.S. Sentencing Commission, 2018 Datafile, USSCFY18.

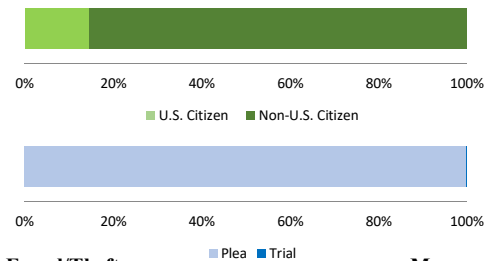
#### Number of Federal Offenders Over Time



#### Race and Gender



#### Citizenship, Guilty Pleas, and Trials



Legend: U.S. Citizen (light green), Non-U.S. Citizen (dark green)

Legend: Plea (light blue), Trial (dark blue)