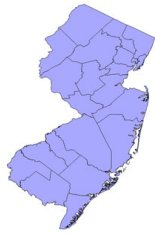


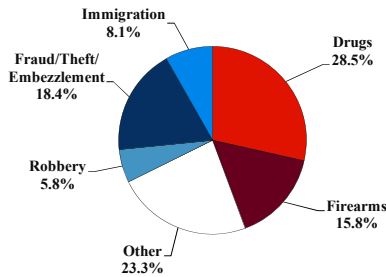
District at a Glance

District of New Jersey

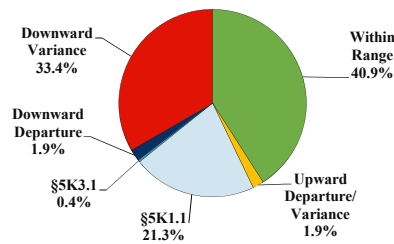
Fiscal Year 2018



Type of Crime



Sentence Imposed Relative to the Guideline Range



SENTENCING INFORMATION BY TYPE OF CRIME

	TOTAL	Immigration	Drug Trafficking	Firearms	Fraud/Theft /Embezzle	Robbery	Child Porn	Money Laundering	All Other
Total	467	38	123	74	86	27	13	16	90
Mean Sentence (months)	52	13	64	61	21	98	113	30	52
Median Sentence (months)	36	10	57	59	12	92	120	23	13

IMPRISONMENT

Total Receiving Imprisonment	384	35	114	68	55	27	13	14	58
Prison Only	366	35	112	67	49	26	13	13	51
Up to 12 Months	42	17	6	2	10	1	0	1	5
13 to 60 Months	183	18	56	30	32	7	1	10	29
61 to 120 Months	98	0	37	32	5	10	6	2	6
Over 120 Months	43	0	13	3	2	8	6	0	11
Prison and Alternatives	18	0	2	1	6	1	0	1	7

PROBATION

Total Receiving Probation	83	3	9	6	31	0	0	2	32
Probation Only	47	3	6	4	10	0	0	1	23
Probation and Alternatives	36	0	3	2	21	0	0	1	9

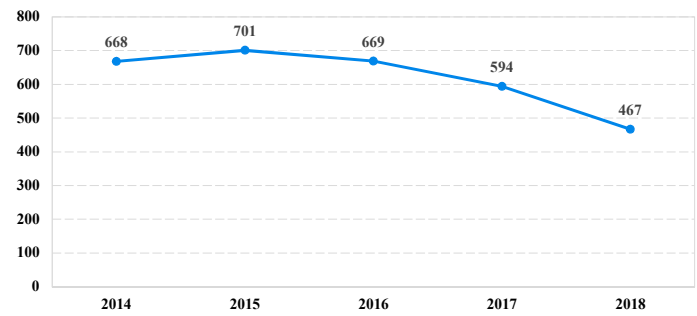
FINE ONLY

Total	0	0	0	0	0	0	0	0	0
--------------	----------	----------	----------	----------	----------	----------	----------	----------	----------

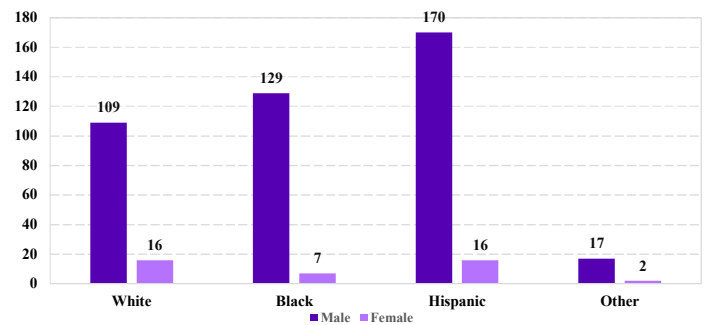
Cases with indeterminable sentence terms are excluded from the calculation of the Mean Sentence or Median Sentence category. Sentences greater than 470 months and probation were included in the sentence average computations as 470 months and zero months, respectively. Cases in the Total Receiving Prison and Total Receiving Probation categories total 100 percent of all cases. Cases missing information required for a specific analysis were excluded from that analysis. Descriptions of variables used in this analysis are provided in Appendix A.

SOURCE: U.S. Sentencing Commission, 2018 Datafile, USSCFY18.

Number of Federal Offenders Over Time



Race and Gender



Citizenship, Guilty Pleas, and Trials

