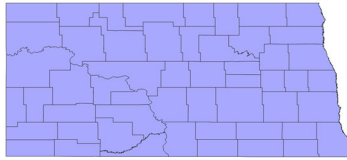


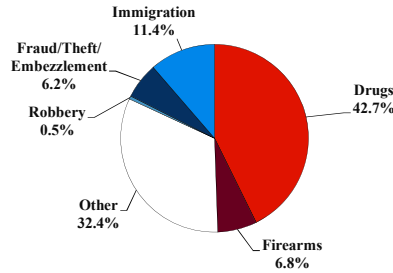
District at a Glance

District of North Dakota

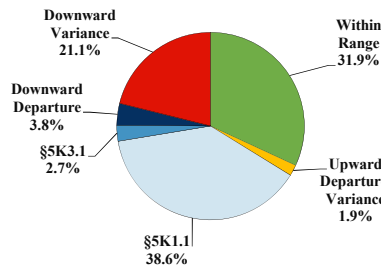
Fiscal Year 2018



Type of Crime



Sentence Imposed Relative to the Guideline Range



SENTENCING INFORMATION BY TYPE OF CRIME

	TOTAL	Immigration	Drug Trafficking	Firearms	Fraud/Theft /Embezzle	Robbery	Child Porn	Money Laundering	All Other
Total	370	42	157	25	23	2	7	19	95
Mean Sentence (months)	55	6	64	58	7	--	99	68	67
Median Sentence (months)	30	4	60	50	0	--	48	60	20

IMPRISONMENT

Total Receiving Imprisonment	363	42	157	25	19	2	7	19	92
Prison Only	343	42	152	25	17	2	7	18	80
Up to 12 Months	98	36	25	3	12	0	0	4	18
13 to 60 Months	135	6	57	14	5	1	4	5	43
61 to 120 Months	71	0	53	6	0	1	1	5	5
Over 120 Months	39	0	17	2	0	0	2	4	14
Prison and Alternatives	20	0	5	0	2	0	0	1	12

PROBATION

Total Receiving Probation	6	0	0	0	3	0	0	0	3
Probation Only	6	0	0	0	3	0	0	0	3
Probation and Alternatives	0	0	0	0	0	0	0	0	0

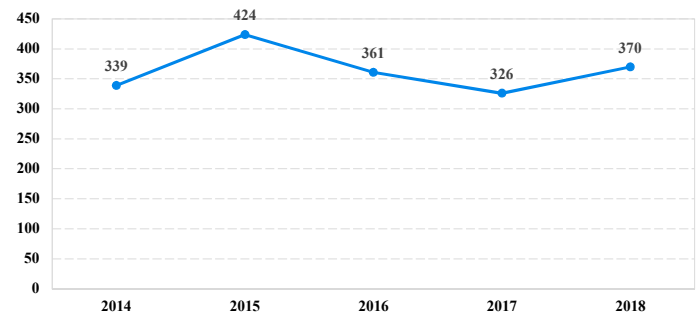
FINE ONLY

Total	1	0	0	0	1	0	0	0	0
--------------	----------	----------	----------	----------	----------	----------	----------	----------	----------

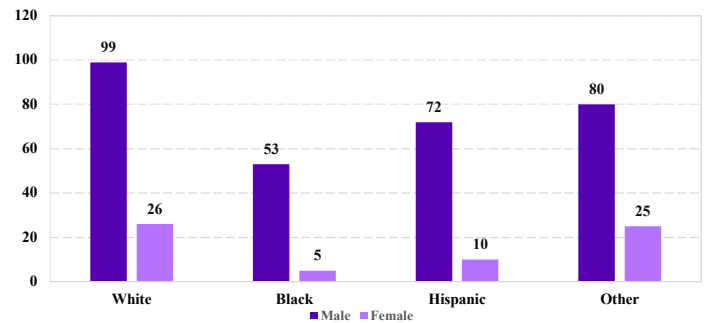
Cases with indeterminable sentence terms are excluded from the calculation of the Mean Sentence or Median Sentence category. Sentences greater than 470 months and probation were included in the sentence average computations as 470 months and zero months, respectively. Cases in the Total Receiving Prison and Total Receiving Probation categories total 100 percent of all cases. Cases missing information required for a specific analysis were excluded from that analysis. Descriptions of variables used in this analysis are provided in Appendix A.

SOURCE: U.S. Sentencing Commission, 2018 Datafile, USSCFY18.

Number of Federal Offenders Over Time



Race and Gender



Citizenship, Guilty Pleas, and Trials

