

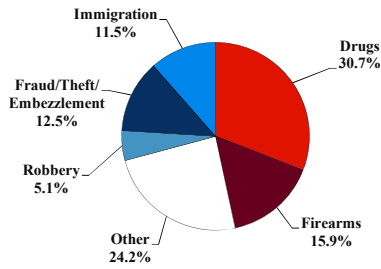
# District at a Glance

## Western District of North Carolina

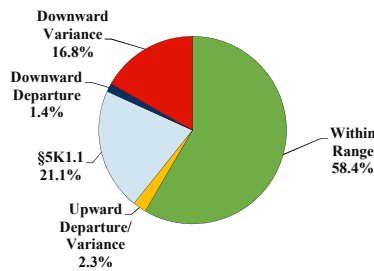
### Fiscal Year 2018



#### Type of Crime



#### Sentence Imposed Relative to the Guideline Range



#### SENTENCING INFORMATION BY TYPE OF CRIME

	TOTAL	Immigration	Drug Trafficking	Firearms	Fraud/Theft /Embezzle	Robbery	Child Porn	Money Laundering	All Other
<b>Total</b>	<b>566</b>	<b>65</b>	<b>172</b>	<b>90</b>	<b>71</b>	<b>29</b>	<b>20</b>	<b>15</b>	<b>104</b>
Mean Sentence (months)	70	11	96	51	26	122	111	57	88
Median Sentence (months)	41	8	78	41	24	120	108	57	29

#### IMPRISONMENT

	TOTAL	Immigration	Drug Trafficking	Firearms	Fraud/Theft /Embezzle	Robbery	Child Porn	Money Laundering	All Other
<b>Total Receiving Imprisonment</b>	<b>521</b>	<b>57</b>	<b>168</b>	<b>88</b>	<b>53</b>	<b>29</b>	<b>20</b>	<b>14</b>	<b>92</b>
Prison Only	510	57	164	86	50	29	20	13	91
Up to 12 Months	58	34	5	1	8	0	1	1	8
13 to 60 Months	244	23	57	64	36	4	3	5	52
61 to 120 Months	117	0	58	16	6	11	11	7	8
Over 120 Months	91	0	44	5	0	14	5	0	23
Prison and Alternatives	11	0	4	2	3	0	0	1	1

#### PROBATION

	TOTAL	Immigration	Drug Trafficking	Firearms	Fraud/Theft /Embezzle	Robbery	Child Porn	Money Laundering	All Other
<b>Total Receiving Probation</b>	<b>45</b>	<b>8</b>	<b>4</b>	<b>2</b>	<b>18</b>	<b>0</b>	<b>0</b>	<b>1</b>	<b>12</b>
Probation Only	26	6	2	1	11	0	0	1	5
Probation and Alternatives	19	2	2	1	7	0	0	0	7

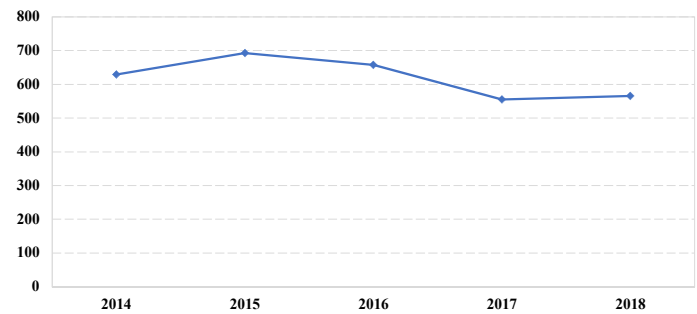
#### FINE ONLY

<b>Total</b>	<b>0</b>	<b>0</b>	<b>0</b>	<b>0</b>	<b>0</b>	<b>0</b>	<b>0</b>	<b>0</b>	<b>0</b>
--------------	----------	----------	----------	----------	----------	----------	----------	----------	----------

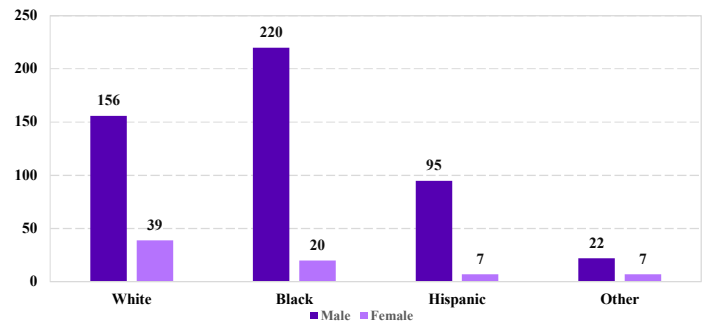
Cases with indeterminable sentence terms are excluded from the calculation of the Mean Sentence or Median Sentence category. Sentences greater than 470 months and probation were included in the sentence average computations as 470 months and zero months, respectively. Cases in the Total Receiving Prison and Total Receiving Probation categories total 100 percent of all cases. Cases missing information required for a specific analysis were excluded from that analysis. Descriptions of variables used in this analysis are provided in Appendix A.

SOURCE: U.S. Sentencing Commission, 2018 Datafile, USSCFY18.

#### Number of Federal Offenders Over Time



#### Race and Gender



#### Citizenship, Guilty Pleas, and Trials

