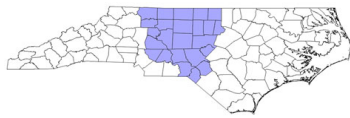


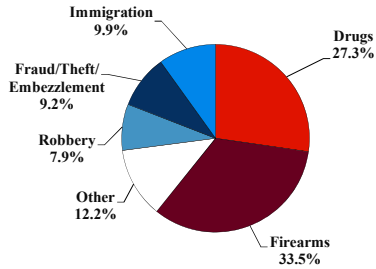
District at a Glance

Middle District of North Carolina

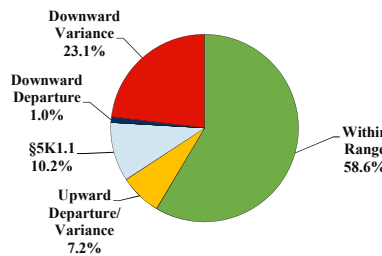
Fiscal Year 2018



Type of Crime



Sentence Imposed Relative to the Guideline Range



SENTENCING INFORMATION BY TYPE OF CRIME

	TOTAL	Immigration	Drug Trafficking	Firearms	Fraud/Theft /Embezzle	Robbery	Child Porn	Money Laundering	All Other
Total	403	40	110	135	37	32	11	2	36
Mean Sentence (months)	63	22	73	55	26	117	120	--	78
Median Sentence (months)	48	23	60	51	24	87	120	--	23

IMPRISONMENT

Total Receiving Imprisonment	372	39	101	129	29	32	11	1	30
Prison Only	352	39	89	124	29	31	10	0	30
Up to 12 Months	23	10	3	2	6	0	0	0	2
13 to 60 Months	206	29	46	87	19	7	2	0	16
61 to 120 Months	84	0	27	32	4	11	5	0	5
Over 120 Months	39	0	13	3	0	13	3	0	7
Prison and Alternatives	20	0	12	5	0	1	1	1	0

PROBATION

Total Receiving Probation	30	1	9	6	7	0	0	1	6
Probation Only	20	1	6	4	6	0	0	0	3
Probation and Alternatives	10	0	3	2	1	0	0	1	3

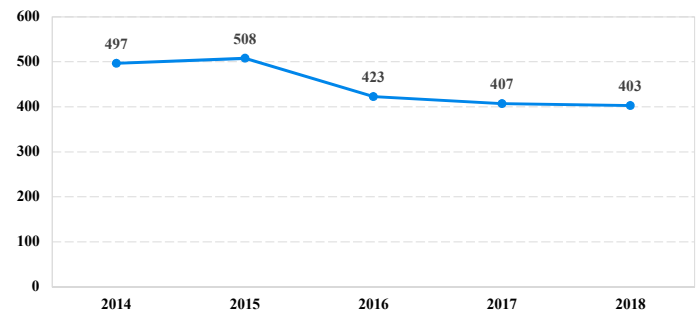
FINE ONLY

Total	1	0	0	0	1	0	0	0	0
--------------	----------	----------	----------	----------	----------	----------	----------	----------	----------

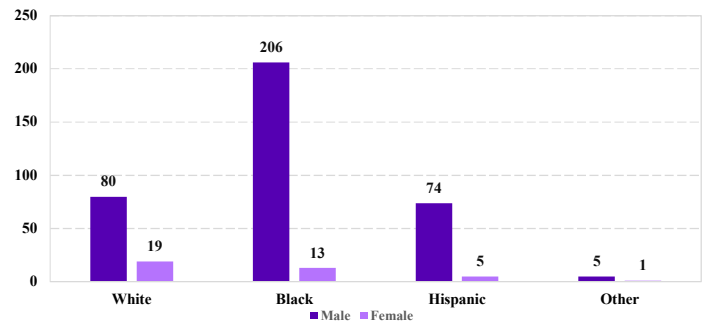
Cases with indeterminable sentence terms are excluded from the calculation of the Mean Sentence or Median Sentence category. Sentences greater than 470 months and probation were included in the sentence average computations as 470 months and zero months, respectively. Cases in the Total Receiving Prison and Total Receiving Probation categories total 100 percent of all cases. Cases missing information required for a specific analysis were excluded from that analysis. Descriptions of variables used in this analysis are provided in Appendix A.

SOURCE: U.S. Sentencing Commission, 2018 Datafile, USSCFY18.

Number of Federal Offenders Over Time



Race and Gender



Citizenship, Guilty Pleas, and Trials

