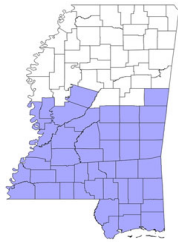


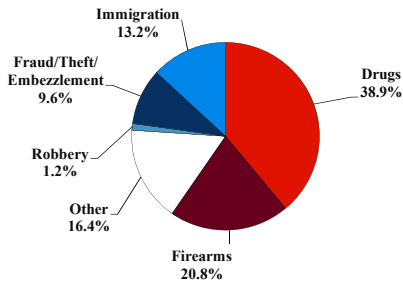
# District at a Glance

## Southern District of Mississippi

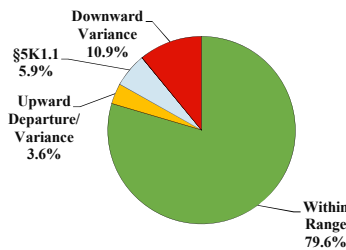
### Fiscal Year 2018



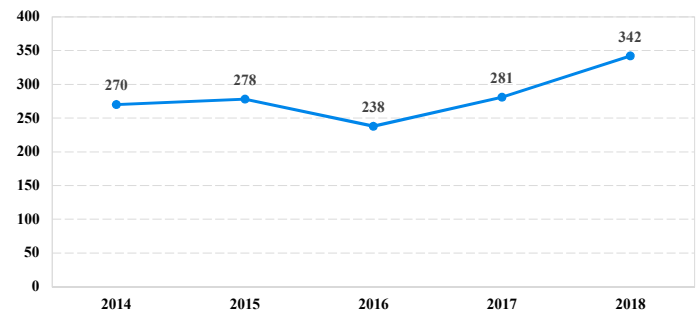
#### Type of Crime



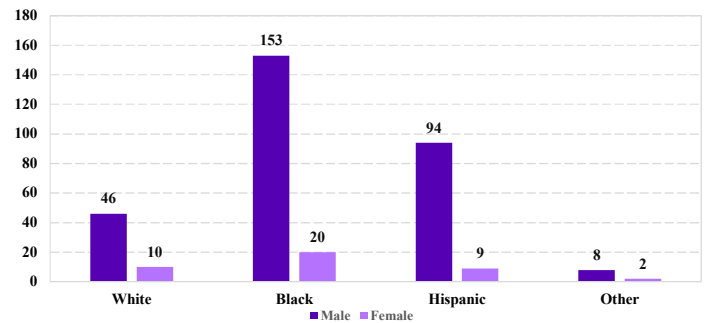
#### Sentence Imposed Relative to the Guideline Range



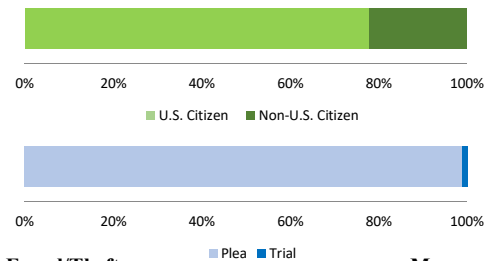
#### Number of Federal Offenders Over Time



#### Race and Gender



#### Citizenship, Guilty Pleas, and Trials



#### SENTENCING INFORMATION BY TYPE OF CRIME

	TOTAL	Immigration	Drug Trafficking	Firearms	Fraud/Theft /Embezzle	Robbery	Child Porn	Money Laundering	All Other
<b>Total</b>	<b>342</b>	<b>45</b>	<b>133</b>	<b>71</b>	<b>33</b>	<b>4</b>	<b>6</b>	<b>0</b>	<b>50</b>
Mean Sentence (months)	70	11	115	58	22	112	134	--	39
Median Sentence (months)	50	6	89	51	15	110	115	--	12

#### IMPRISONMENT

	TOTAL	Immigration	Drug Trafficking	Firearms	Fraud/Theft /Embezzle	Robbery	Child Porn	Money Laundering	All Other
<b>Total Receiving Imprisonment</b>	<b>324</b>	<b>45</b>	<b>132</b>	<b>67</b>	<b>27</b>	<b>4</b>	<b>6</b>	<b>0</b>	<b>43</b>
Prison Only	316	45	130	64	25	4	6	0	42
Up to 12 Months	56	31	0	4	6	0	0	0	15
13 to 60 Months	133	14	46	35	18	0	0	0	20
61 to 120 Months	68	0	37	21	1	2	4	0	3
Over 120 Months	59	0	47	4	0	2	2	0	4
Prison and Alternatives	8	0	2	3	2	0	0	0	1

#### PROBATION

	TOTAL	Immigration	Drug Trafficking	Firearms	Fraud/Theft /Embezzle	Robbery	Child Porn	Money Laundering	All Other
<b>Total Receiving Probation</b>	<b>18</b>	<b>0</b>	<b>1</b>	<b>4</b>	<b>6</b>	<b>0</b>	<b>0</b>	<b>0</b>	<b>7</b>
Probation Only	12	0	1	1	5	0	0	0	5
Probation and Alternatives	6	0	0	3	1	0	0	0	2

#### FINE ONLY

	TOTAL	Immigration	Drug Trafficking	Firearms	Fraud/Theft /Embezzle	Robbery	Child Porn	Money Laundering	All Other
<b>Total</b>	<b>0</b>	<b>0</b>	<b>0</b>	<b>0</b>	<b>0</b>	<b>0</b>	<b>0</b>	<b>0</b>	<b>0</b>

Cases with indeterminable sentence terms are excluded from the calculation of the Mean Sentence or Median Sentence category. Sentences greater than 470 months and probation were included in the sentence average computations as 470 months and zero months, respectively. Cases in the Total Receiving Prison and Total Receiving Probation categories total 100 percent of all cases. Cases missing information required for a specific analysis were excluded from that analysis. Descriptions of variables used in this analysis are provided in Appendix A.

SOURCE: U.S. Sentencing Commission, 2018 Datafile, USSCFY18.