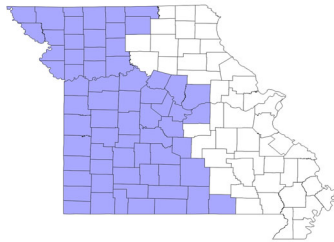


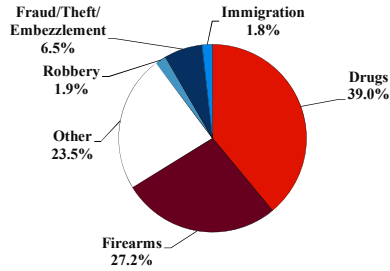
District at a Glance

Western District of Missouri

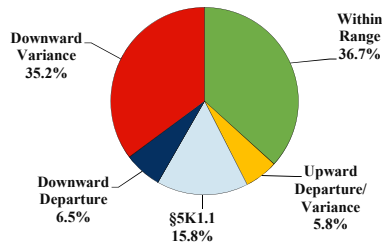
Fiscal Year 2018



Type of Crime



Sentence Imposed Relative to the Guideline Range



SENTENCING INFORMATION BY TYPE OF CRIME

	TOTAL	Immigration	Drug Trafficking	Firearms	Fraud/Theft /Embezzle	Robbery	Child Porn	Money Laundering	All Other
Total	779	14	303	212	51	15	50	33	101
Mean Sentence (months)	81	18	91	64	12	122	119	88	106
Median Sentence (months)	60	11	77	53	2	129	108	84	31

IMPRISONMENT

Total Receiving Imprisonment	702	14	278	206	28	15	50	29	82
Prison Only	693	14	277	204	26	15	49	29	79
Up to 12 Months	41	7	7	3	8	0	1	6	9
13 to 60 Months	291	7	96	122	16	3	8	6	33
61 to 120 Months	208	0	99	67	2	4	22	6	8
Over 120 Months	153	0	75	12	0	8	18	11	29
Prison and Alternatives	9	0	1	2	2	0	1	0	3

PROBATION

Total Receiving Probation	77	0	25	6	23	0	0	4	19
Probation Only	66	0	22	6	20	0	0	4	14
Probation and Alternatives	11	0	3	0	3	0	0	0	5

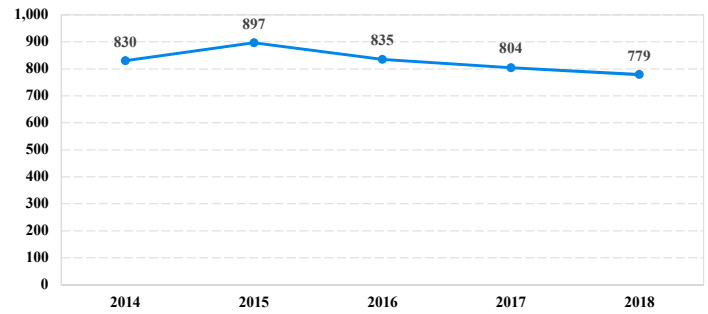
FINE ONLY

Total	0	0	0	0	0	0	0	0	0
--------------	----------	----------	----------	----------	----------	----------	----------	----------	----------

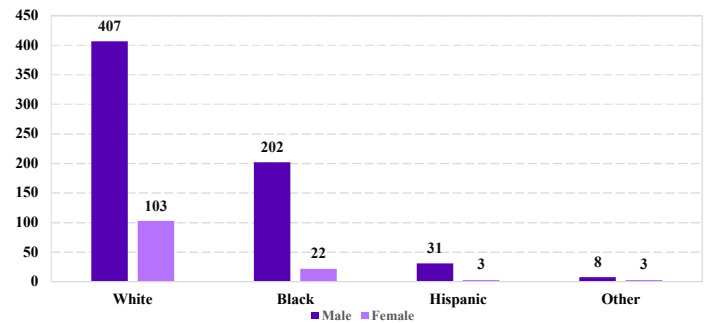
Cases with indeterminable sentence terms are excluded from the calculation of the Mean Sentence or Median Sentence category. Sentences greater than 470 months and probation were included in the sentence average computations as 470 months and zero months, respectively. Cases in the Total Receiving Prison and Total Receiving Probation categories total 100 percent of all cases. Cases missing information required for a specific analysis were excluded from that analysis. Descriptions of variables used in this analysis are provided in Appendix A.

SOURCE: U.S. Sentencing Commission, 2018 Datafile, USSCFY18.

Number of Federal Offenders Over Time



Race and Gender



Citizenship, Guilty Pleas, and Trials

