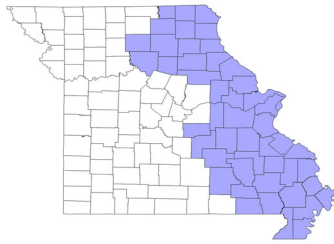


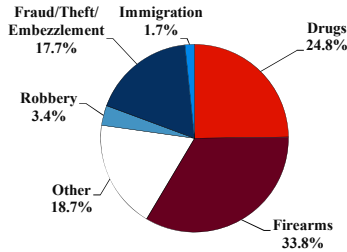
District at a Glance

Eastern District of Missouri

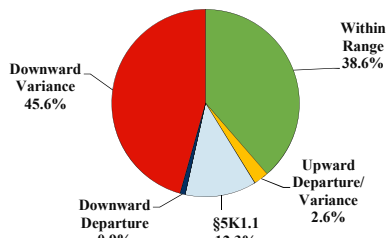
Fiscal Year 2018



Type of Crime



Sentence Imposed Relative to the Guideline Range



SENTENCING INFORMATION BY TYPE OF CRIME

	TOTAL	Immigration	Drug Trafficking	Firearms	Fraud/Theft /Embezzle	Robbery	Child Porn	Money Laundering	All Other
Total	847	14	209	286	150	29	39	27	93
Mean Sentence (months)	55	11	79	47	16	130	59	62	65
Median Sentence (months)	36	6	60	37	8	115	51	46	15

IMPRISONMENT

Total Receiving Imprisonment	738	14	201	277	89	29	39	20	69
Prison Only	724	14	199	276	82	29	38	19	67
Up to 12 Months	55	9	6	7	21	0	2	0	10
13 to 60 Months	432	5	90	208	54	6	24	10	35
61 to 120 Months	156	0	67	52	7	10	10	5	5
Over 120 Months	81	0	36	9	0	13	2	4	17
Prison and Alternatives	14	0	2	1	7	0	1	1	2

PROBATION

Total Receiving Probation	109	0	8	9	61	0	0	7	24
Probation Only	77	0	6	4	44	0	0	2	21
Probation and Alternatives	32	0	2	5	17	0	0	5	3

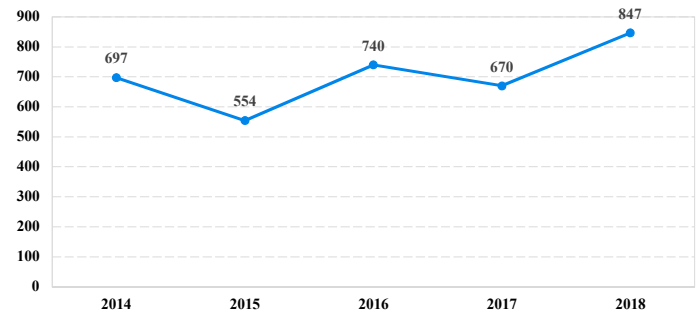
FINE ONLY

Total	0	0	0	0	0	0	0	0	0
--------------	----------	----------	----------	----------	----------	----------	----------	----------	----------

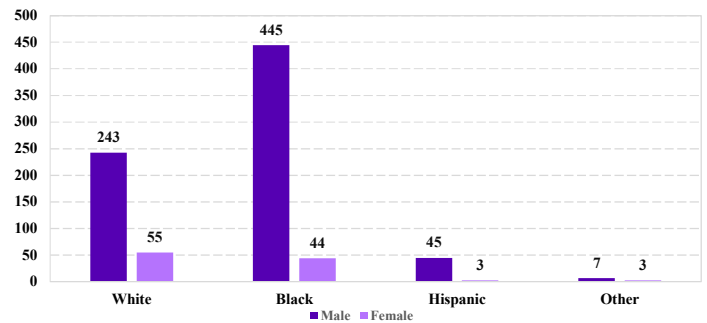
Cases with indeterminable sentence terms are excluded from the calculation of the Mean Sentence or Median Sentence category. Sentences greater than 470 months and probation were included in the sentence average computations as 470 months and zero months, respectively. Cases in the Total Receiving Prison and Total Receiving Probation categories total 100 percent of all cases. Cases missing information required for a specific analysis were excluded from that analysis. Descriptions of variables used in this analysis are provided in Appendix A.

SOURCE: U.S. Sentencing Commission, 2018 Datafile, USSCFY18.

Number of Federal Offenders Over Time



Race and Gender



Citizenship, Guilty Pleas, and Trials

