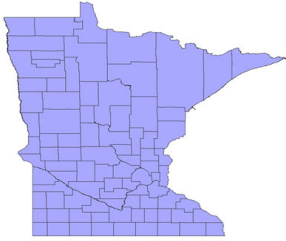


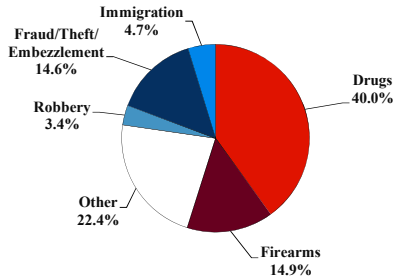
District at a Glance

District of Minnesota

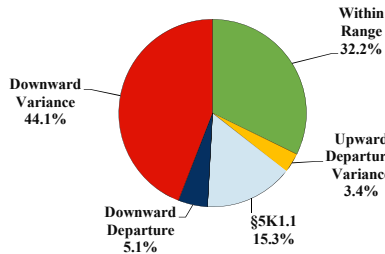
Fiscal Year 2018



Type of Crime



Sentence Imposed Relative to the Guideline Range



SENTENCING INFORMATION BY TYPE OF CRIME

	TOTAL	Immigration	Drug Trafficking	Firearms	Fraud/Theft /Embezzle	Robbery	Child Porn	Money Laundering	All Other
TOTAL	295	14	117	44	43	10	20	1	46
Mean Sentence (months)	83	18	97	78	34	112	110	--	103
Median Sentence (months)	63	18	84	70	12	98	108	--	42

IMPRISONMENT

Total Receiving Imprisonment	269	14	116	44	27	10	20	1	37
Prison Only	265	14	116	43	25	10	20	1	36
Up to 12 Months	9	4	1	1	1	0	0	1	1
13 to 60 Months	107	10	39	18	14	5	4	0	17
61 to 120 Months	89	0	47	19	6	0	11	0	6
Over 120 Months	60	0	29	5	4	5	5	0	12
Prison and Alternatives	4	0	0	1	2	0	0	0	1

PROBATION

Total Receiving Probation	26	0	1	0	16	0	0	0	9
Probation Only	16	0	1	0	9	0	0	0	6
Probation and Alternatives	10	0	0	0	7	0	0	0	3

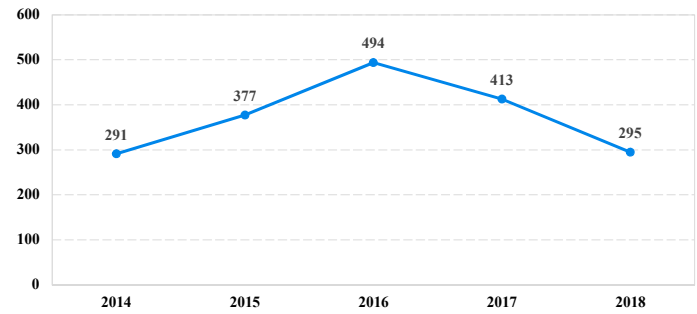
FINE ONLY

FINE ONLY	0	0	0	0	0	0	0	0	0
------------------	----------	----------	----------	----------	----------	----------	----------	----------	----------

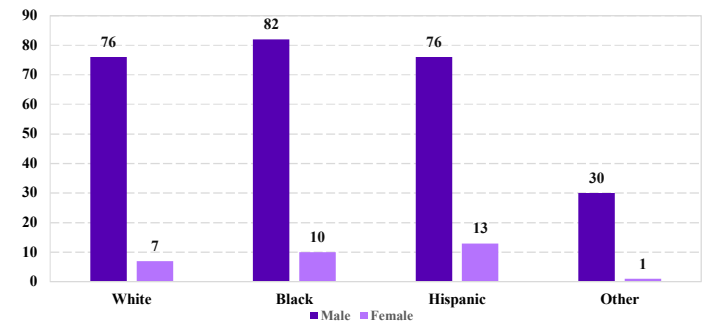
Cases with indeterminable sentence terms are excluded from the calculation of the Mean Sentence or Median Sentence category. Sentences greater than 470 months and probation were included in the sentence average computations as 470 months and zero months, respectively. Cases in the Total Receiving Prison and Total Receiving Probation categories total 100 percent of all cases. Cases missing information required for a specific analysis were excluded from that analysis. Descriptions of variables used in this analysis are provided in Appendix A.

SOURCE: U.S. Sentencing Commission, 2018 Datafile, USSCFY18.

Number of Federal Offenders Over Time



Race and Gender



Citizenship, Guilty Pleas, and Trials

