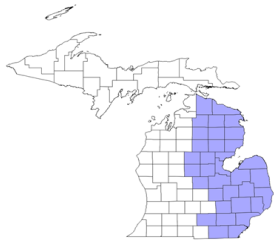


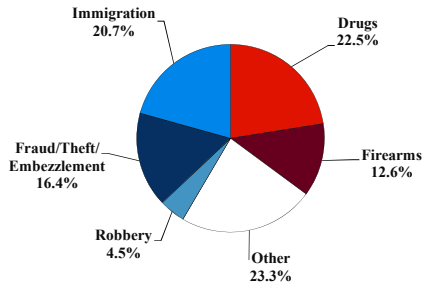
District at a Glance

Eastern District of Michigan

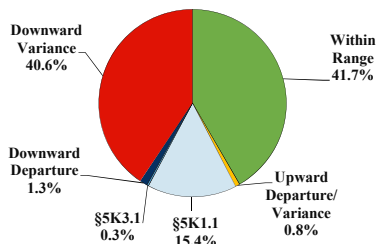
Fiscal Year 2018



Type of Crime



Sentence Imposed Relative to the Guideline Range



SENTENCING INFORMATION BY TYPE OF CRIME

	TOTAL	Immigration	Drug Trafficking	Firearms	Fraud/Theft /Embezzle	Robbery	Child Porn	Money Laundering	All Other
Total	934	193	206	118	153	42	32	19	171
Mean Sentence (months)	52	6	70	44	27	98	106	57	88
Median Sentence (months)	24	4	60	37	14	72	93	30	24

IMPRISONMENT

Total Receiving Imprisonment	855	190	202	111	120	41	32	17	142
Prison Only	836	190	198	108	114	41	32	15	138
Up to 12 Months	257	171	17	9	29	1	0	2	28
13 to 60 Months	327	18	88	73	65	17	11	7	48
61 to 120 Months	156	1	68	24	15	13	13	3	19
Over 120 Months	96	0	25	2	5	10	8	3	43
Prison and Alternatives	19	0	4	3	6	0	0	2	4

PROBATION

Total Receiving Probation	77	3	4	7	33	1	0	2	27
Probation Only	61	3	3	5	23	1	0	2	24
Probation and Alternatives	16	0	1	2	10	0	0	0	3

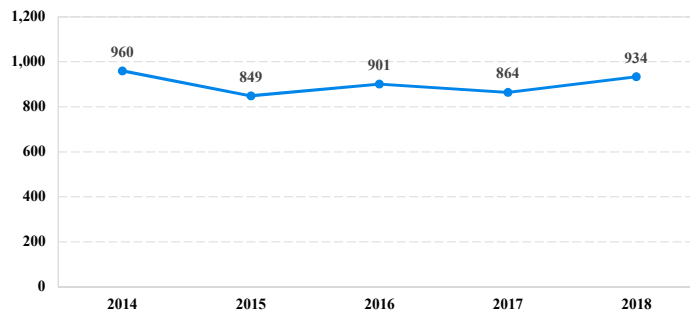
FINE ONLY

Total	2	0	0	0	0	0	0	0	2
--------------	----------	----------	----------	----------	----------	----------	----------	----------	----------

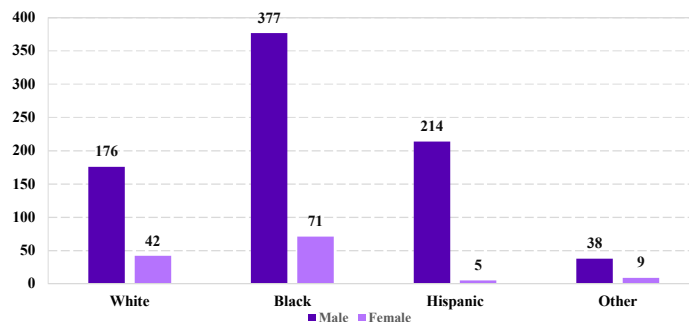
Cases with indeterminable sentence terms are excluded from the calculation of the Mean Sentence or Median Sentence category. Sentences greater than 470 months and probation were included in the sentence average computations as 470 months and zero months, respectively. Cases in the Total Receiving Prison and Total Receiving Probation categories total 100 percent of all cases. Cases missing information required for a specific analysis were excluded from that analysis. Descriptions of variables used in this analysis are provided in Appendix A.

SOURCE: U.S. Sentencing Commission, 2018 Datafile, USSCFY18.

Number of Federal Offenders Over Time



Race and Gender



Citizenship, Guilty Pleas, and Trials

