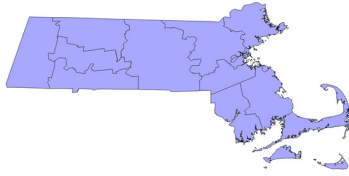


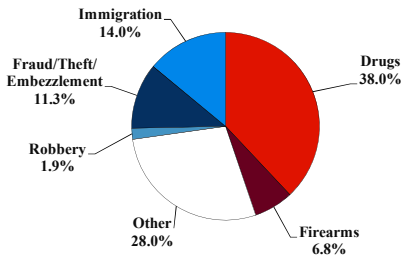
District at a Glance

District of Massachusetts

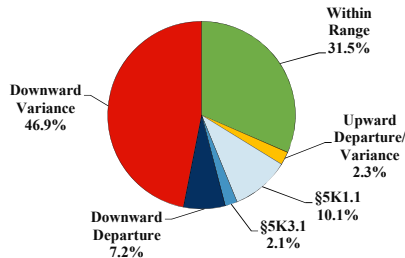
Fiscal Year 2018



Type of Crime



Sentence Imposed Relative to the Guideline Range



SENTENCING INFORMATION BY TYPE OF CRIME

	TOTAL	Immigration	Drug Trafficking	Firearms	Fraud/Theft /Embezzle	Robbery	Child Porn	Money Laundering	All Other
Total	529	74	200	36	60	10	11	34	104
Mean Sentence (months)	53	8	44	48	22	71	106	66	108
Median Sentence (months)	24	6	36	42	15	69	120	46	30

IMPRISONMENT

Total Receiving Imprisonment	490	70	190	35	51	10	11	33	90
Prison Only	424	70	159	29	43	4	11	30	78
Up to 12 Months	99	49	20	4	12	0	0	2	12
13 to 60 Months	211	21	99	14	27	3	3	15	29
61 to 120 Months	62	0	32	10	3	1	6	5	5
Over 120 Months	52	0	8	1	1	0	2	8	32
Prison and Alternatives	66	0	31	6	8	6	0	3	12

PROBATION

Total Receiving Probation	39	4	10	1	9	0	0	1	14
Probation Only	23	3	7	1	4	0	0	0	8
Probation and Alternatives	16	1	3	0	5	0	0	1	6

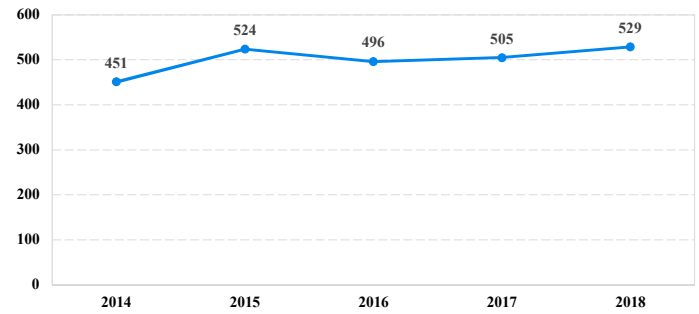
FINE ONLY

Total	0	0	0	0	0	0	0	0	0
--------------	----------	----------	----------	----------	----------	----------	----------	----------	----------

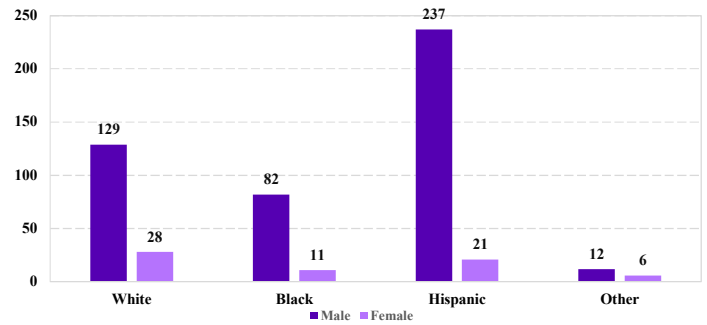
Cases with indeterminable sentence terms are excluded from the calculation of the Mean Sentence or Median Sentence category. Sentences greater than 470 months and probation were included in the sentence average computations as 470 months and zero months, respectively. Cases in the Total Receiving Prison and Total Receiving Probation categories total 100 percent of all cases. Cases missing information required for a specific analysis were excluded from that analysis. Descriptions of variables used in this analysis are provided in Appendix A.

SOURCE: U.S. Sentencing Commission, 2018 Datafile, USSCFY18.

Number of Federal Offenders Over Time



Race and Gender



Citizenship, Guilty Pleas, and Trials

