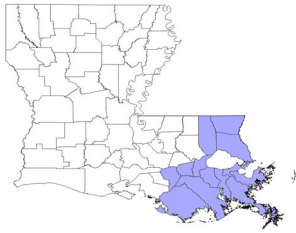


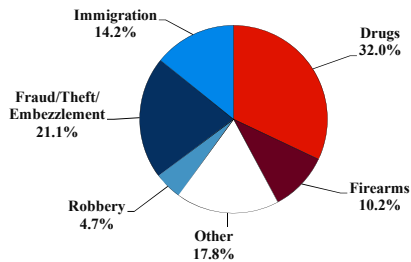
District at a Glance

Eastern District of Louisiana

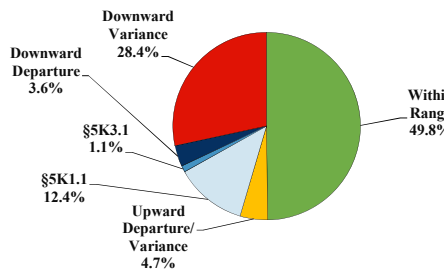
Fiscal Year 2018



Type of Crime



Sentence Imposed Relative to the Guideline Range



SENTENCING INFORMATION BY TYPE OF CRIME

	TOTAL	Immigration	Drug Trafficking	Firearms	Fraud/Theft /Embezzle	Robbery	Child Porn	Money Laundering	All Other
TOTAL	275	39	88	28	58	13	7	3	39
Mean Sentence (months)	63	11	99	59	15	82	104	96	94
Median Sentence (months)	36	6	81	45	8	72	108	120	18

IMPRISONMENT

Total Receiving Imprisonment	234	39	85	27	35	12	7	3	26
Prison Only	226	39	84	27	31	12	7	3	23
Up to 12 Months	44	27	3	2	12	0	0	0	0
13 to 60 Months	96	12	29	17	18	4	2	1	13
61 to 120 Months	51	0	31	6	1	6	4	1	2
Over 120 Months	35	0	21	2	0	2	1	1	8
Prison and Alternatives	8	0	1	0	4	0	0	0	3

PROBATION

Total Receiving Probation	40	0	3	1	22	1	0	0	13
Probation Only	29	0	3	1	15	1	0	0	9
Probation and Alternatives	11	0	0	0	7	0	0	0	4

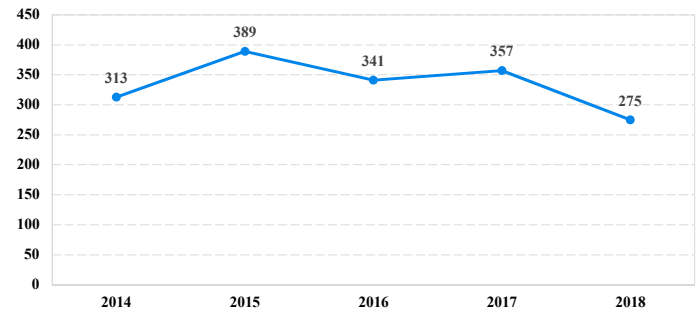
FINE ONLY

FINE ONLY	1	0	0	0	1	0	0	0	0
------------------	----------	----------	----------	----------	----------	----------	----------	----------	----------

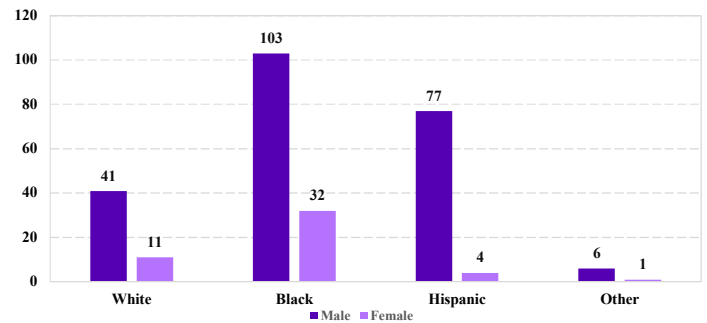
Cases with indeterminable sentence terms are excluded from the calculation of the Mean Sentence or Median Sentence category. Sentences greater than 470 months and probation were included in the sentence average computations as 470 months and zero months, respectively. Cases in the Total Receiving Prison and Total Receiving Probation categories total 100 percent of all cases. Cases missing information required for a specific analysis were excluded from that analysis. Descriptions of variables used in this analysis are provided in Appendix A.

SOURCE: U.S. Sentencing Commission, 2018 Datafile, USSCFY18.

Number of Federal Offenders Over Time



Race and Gender



Citizenship, Guilty Pleas, and Trials

