

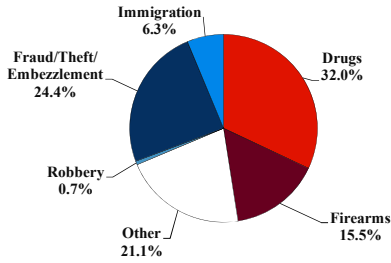
District at a Glance

Western District of Kentucky

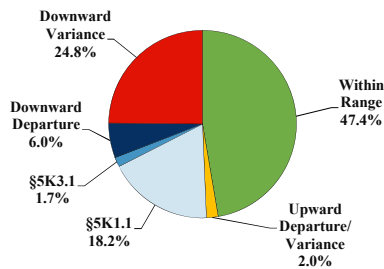
Fiscal Year 2018



Type of Crime



Sentence Imposed Relative to the Guideline Range



SENTENCING INFORMATION BY TYPE OF CRIME

	TOTAL	Immigration	Drug Trafficking	Firearms	Fraud/Theft /Embezzle	Robbery	Child Porn	Money Laundering	All Other
TOTAL	303	19	77	47	74	2	8	12	64
Mean Sentence (months)	45	6	76	68	13	--	132	57	27
Median Sentence (months)	24	7	63	57	0	--	80	32	0

IMPRISONMENT

Total Receiving Imprisonment	222	19	75	45	39	2	8	9	25
Prison Only	215	19	72	44	37	2	8	9	24
Up to 12 Months	35	16	3	2	10	0	0	0	4
13 to 60 Months	98	3	30	22	24	1	3	5	10
61 to 120 Months	60	0	30	14	3	1	3	3	6
Over 120 Months	22	0	9	6	0	0	2	1	4
Prison and Alternatives	7	0	3	1	2	0	0	0	1

PROBATION

Total Receiving Probation	19	0	2	2	8	0	0	3	4
Probation Only	10	0	2	1	5	0	0	0	2
Probation and Alternatives	9	0	0	1	3	0	0	3	2

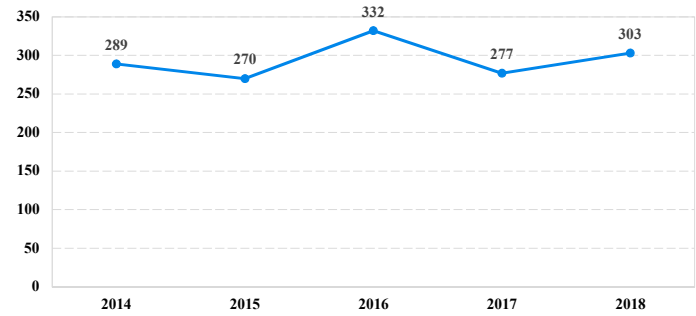
FINE ONLY

FINE ONLY	62	0	0	0	27	0	0	0	35
------------------	-----------	----------	----------	----------	-----------	----------	----------	----------	-----------

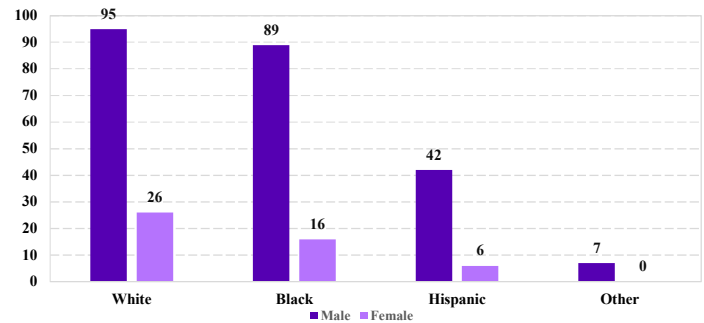
Cases with indeterminable sentence terms are excluded from the calculation of the Mean Sentence or Median Sentence category. Sentences greater than 470 months and probation were included in the sentence average computations as 470 months and zero months, respectively. Cases in the Total Receiving Prison and Total Receiving Probation categories total 100 percent of all cases. Cases missing information required for a specific analysis were excluded from that analysis. Descriptions of variables used in this analysis are provided in Appendix A.

SOURCE: U.S. Sentencing Commission, 2018 Datafile, USSCFY18.

Number of Federal Offenders Over Time



Race and Gender



Citizenship, Guilty Pleas, and Trials

