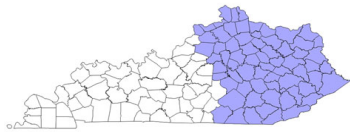


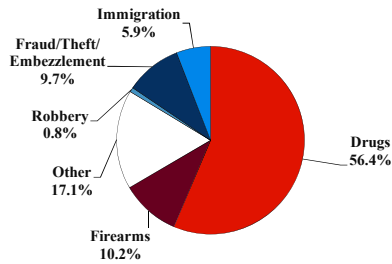
District at a Glance

Eastern District of Kentucky

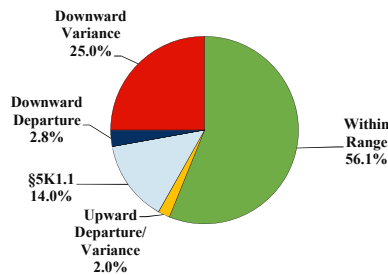
Fiscal Year 2018



Type of Crime



Sentence Imposed Relative to the Guideline Range



SENTENCING INFORMATION BY TYPE OF CRIME

	TOTAL	Immigration	Drug Trafficking	Firearms	Fraud/Theft /Embezzle	Robbery	Child Porn	Money Laundering	All Other
Total	392	23	219	40	38	3	17	10	42
Mean Sentence (months)	103	12	121	81	20	130	159	106	128
Median Sentence (months)	74	8	101	55	18	120	150	56	75

IMPRISONMENT

Total Receiving Imprisonment	380	23	219	40	31	3	17	10	37
Prison Only	372	23	218	40	26	3	17	9	36
Up to 12 Months	31	16	5	2	2	0	0	0	6
13 to 60 Months	130	6	65	19	24	0	1	6	9
61 to 120 Months	102	1	72	14	0	2	5	1	7
Over 120 Months	109	0	76	5	0	1	11	2	14
Prison and Alternatives	8	0	1	0	5	0	0	1	1

PROBATION

Total Receiving Probation	12	0	0	0	7	0	0	0	5
Probation Only	6	0	0	0	3	0	0	0	3
Probation and Alternatives	6	0	0	0	4	0	0	0	2

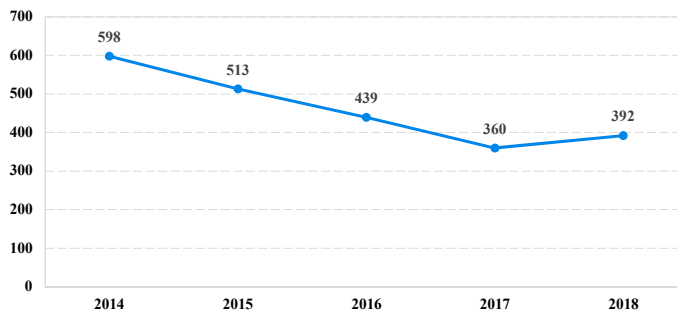
FINE ONLY

Total	0	0	0	0	0	0	0	0	0
--------------	----------	----------	----------	----------	----------	----------	----------	----------	----------

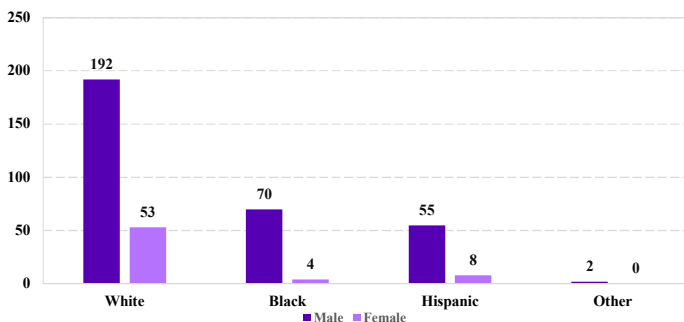
Cases with indeterminable sentence terms are excluded from the calculation of the Mean Sentence or Median Sentence category. Sentences greater than 470 months and probation were included in the sentence average computations as 470 months and zero months, respectively. Cases in the Total Receiving Prison and Total Receiving Probation categories total 100 percent of all cases. Cases missing information required for a specific analysis were excluded from that analysis. Descriptions of variables used in this analysis are provided in Appendix A.

SOURCE: U.S. Sentencing Commission, 2018 Datafile, USSCFY18.

Number of Federal Offenders Over Time



Race and Gender



Citizenship, Guilty Pleas, and Trials

