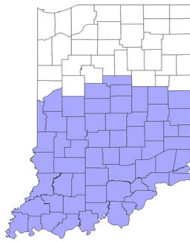


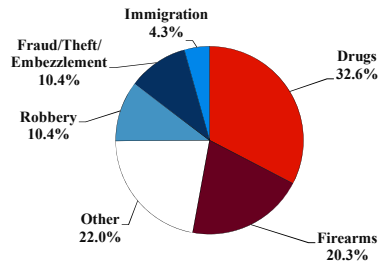
District at a Glance

Southern District of Indiana

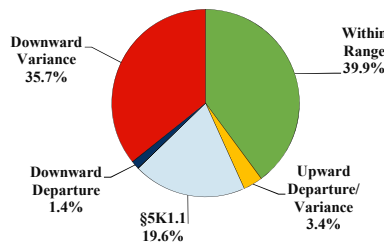
Fiscal Year 2018



Type of Crime



Sentence Imposed Relative to the Guideline Range



SENTENCING INFORMATION BY TYPE OF CRIME

	TOTAL	Immigration	Drug Trafficking	Firearms	Fraud/Theft /Embezzle	Robbery	Child Porn	Money Laundering	All Other
Total	414	18	135	84	43	43	21	20	50
Mean Sentence (months)	92	19	121	56	32	146	114	97	97
Median Sentence (months)	60	13	117	38	18	120	108	73	24

IMPRISONMENT

Total Receiving Imprisonment	382	18	132	73	33	43	21	18	44
Prison Only	373	18	130	73	32	42	21	18	39
Up to 12 Months	22	8	2	2	4	1	0	0	5
13 to 60 Months	149	9	36	46	21	7	5	6	19
61 to 120 Months	101	1	45	16	6	15	10	6	2
Over 120 Months	101	0	47	9	1	19	6	6	13
Prison and Alternatives	9	0	2	0	1	1	0	0	5

PROBATION

Total Receiving Probation	32	0	3	11	10	0	0	2	6
Probation Only	22	0	3	8	6	0	0	1	4
Probation and Alternatives	10	0	0	3	4	0	0	1	2

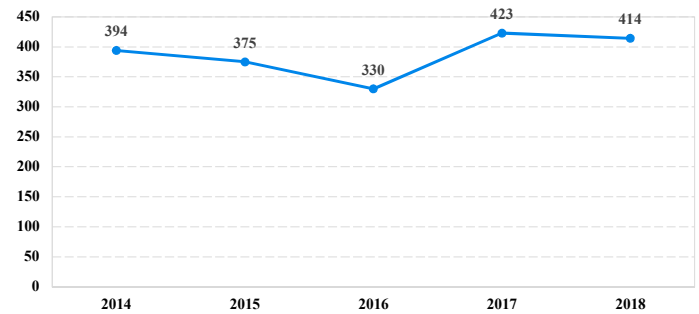
FINE ONLY

Total	0	0	0	0	0	0	0	0	0
--------------	----------	----------	----------	----------	----------	----------	----------	----------	----------

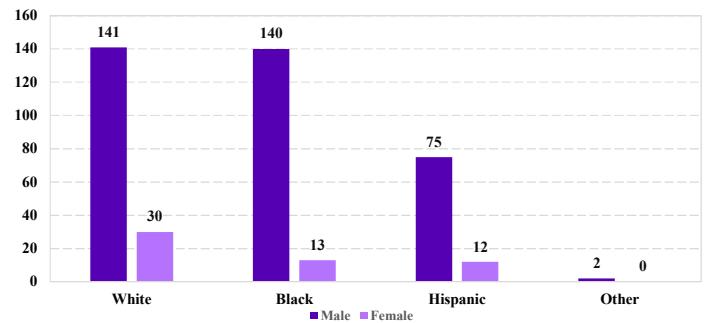
Cases with indeterminable sentence terms are excluded from the calculation of the Mean Sentence or Median Sentence category. Sentences greater than 470 months and probation were included in the sentence average computations as 470 months and zero months, respectively. Cases in the Total Receiving Prison and Total Receiving Probation categories total 100 percent of all cases. Cases missing information required for a specific analysis were excluded from that analysis. Descriptions of variables used in this analysis are provided in Appendix A.

SOURCE: U.S. Sentencing Commission, 2018 Datafile, USSCFY18.

Number of Federal Offenders Over Time



Race and Gender



Citizenship, Guilty Pleas, and Trials

