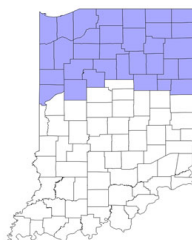


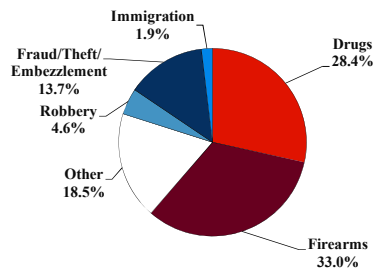
District at a Glance

Northern District of Indiana

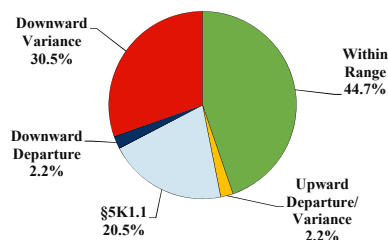
Fiscal Year 2018



Type of Crime



Sentence Imposed Relative to the Guideline Range



SENTENCING INFORMATION BY TYPE OF CRIME

	TOTAL	Immigration	Drug Trafficking	Firearms	Fraud/Theft /Embezzle	Robbery	Child Porn	Money Laundering	All Other
Total	373	7	106	123	51	17	18	1	50
Mean Sentence (months)	63	31	81	46	22	78	80	--	100
Median Sentence (months)	46	18	60	33	6	65	75	--	67

IMPRISONMENT

Total Receiving Imprisonment	323	7	102	109	27	17	18	1	42
Prison Only	313	7	99	109	23	17	17	1	40
Up to 12 Months	12	2	1	4	2	0	0	0	3
13 to 60 Months	165	4	46	79	15	7	4	0	10
61 to 120 Months	85	1	31	19	5	7	11	1	10
Over 120 Months	51	0	21	7	1	3	2	0	17
Prison and Alternatives	10	0	3	0	4	0	1	0	2

PROBATION

Total Receiving Probation	49	0	4	14	23	0	0	0	8
Probation Only	38	0	3	9	21	0	0	0	5
Probation and Alternatives	11	0	1	5	2	0	0	0	3

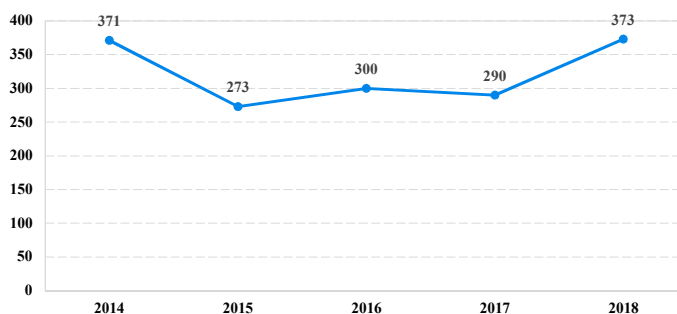
FINE ONLY

Total	1	0	0	0	1	0	0	0	0
--------------	----------	----------	----------	----------	----------	----------	----------	----------	----------

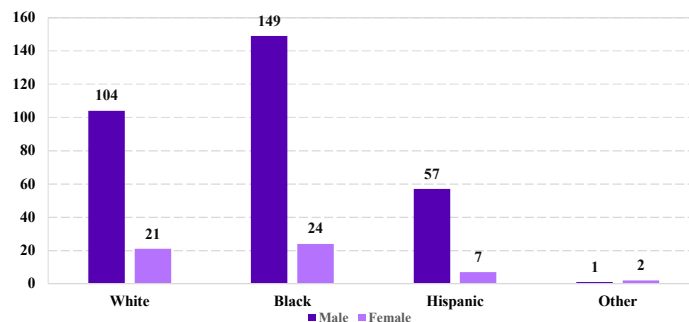
Cases with indeterminable sentence terms are excluded from the calculation of the Mean Sentence or Median Sentence category. Sentences greater than 470 months and probation were included in the sentence average computations as 470 months and zero months, respectively. Cases in the Total Receiving Prison and Total Receiving Probation categories total 100 percent of all cases. Cases missing information required for a specific analysis were excluded from that analysis. Descriptions of variables used in this analysis are provided in Appendix A.

SOURCE: U.S. Sentencing Commission, 2018 Datafile, USSCFY18.

Number of Federal Offenders Over Time



Race and Gender



Citizenship, Guilty Pleas, and Trials

