

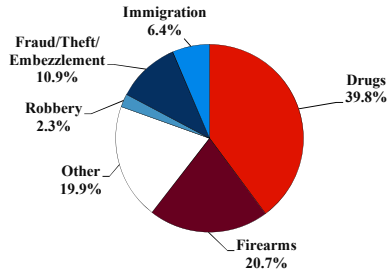
District at a Glance

Southern District of Illinois

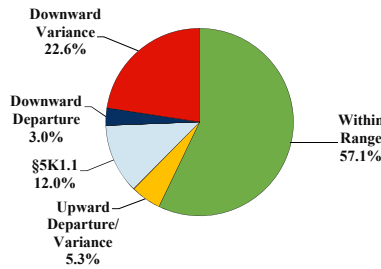
Fiscal Year 2018



Type of Crime



Sentence Imposed Relative to the Guideline Range



SENTENCING INFORMATION BY TYPE OF CRIME

	TOTAL	Immigration	Drug Trafficking	Firearms	Fraud/Theft /Embezzle	Robbery	Child Porn	Money Laundering	All Other
Total	266	17	106	55	29	6	12	2	39
Mean Sentence (months)	79	8	128	56	17	91	91	--	49
Median Sentence (months)	60	5	120	46	6	64	84	--	18

IMPRISONMENT

Total Receiving Imprisonment	244	17	106	52	16	6	12	2	33
Prison Only	237	17	106	52	12	6	12	2	30
Up to 12 Months	24	12	0	3	2	0	0	0	7
13 to 60 Months	95	5	23	33	9	3	6	0	16
61 to 120 Months	55	0	34	13	0	2	2	1	3
Over 120 Months	63	0	49	3	1	1	4	1	4
Prison and Alternatives	7	0	0	0	4	0	0	0	3

PROBATION

Total Receiving Probation	22	0	0	3	13	0	0	0	6
Probation Only	13	0	0	2	9	0	0	0	2
Probation and Alternatives	9	0	0	1	4	0	0	0	4

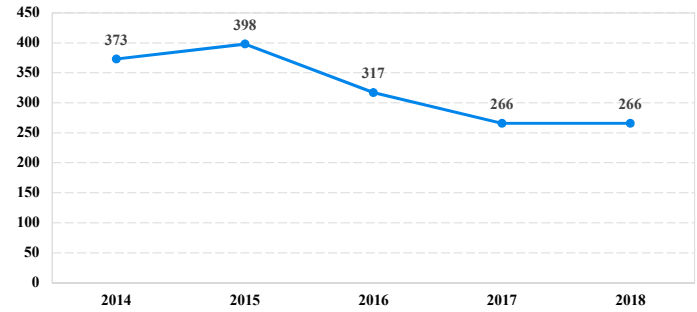
FINE ONLY

Total	0	0	0	0	0	0	0	0	0
--------------	----------	----------	----------	----------	----------	----------	----------	----------	----------

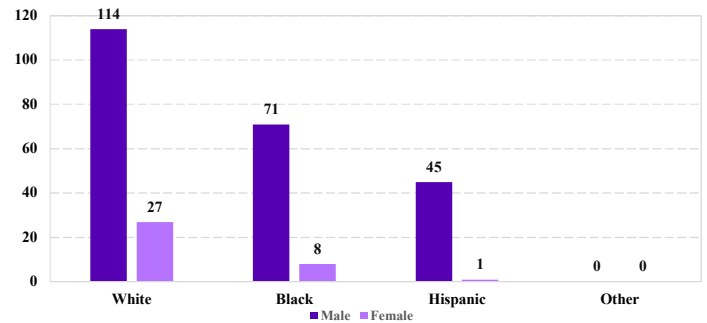
Cases with indeterminable sentence terms are excluded from the calculation of the Mean Sentence or Median Sentence category. Sentences greater than 470 months and probation were included in the sentence average computations as 470 months and zero months, respectively. Cases in the Total Receiving Prison and Total Receiving Probation categories total 100 percent of all cases. Cases missing information required for a specific analysis were excluded from that analysis. Descriptions of variables used in this analysis are provided in Appendix A.

SOURCE: U.S. Sentencing Commission, 2018 Datafile, USSCFY18.

Number of Federal Offenders Over Time



Race and Gender



Citizenship, Guilty Pleas, and Trials

