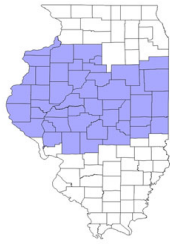


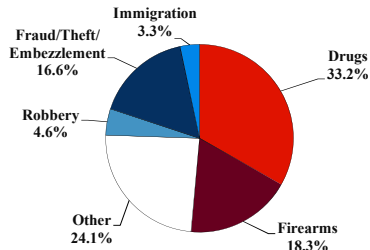
District at a Glance

Central District of Illinois

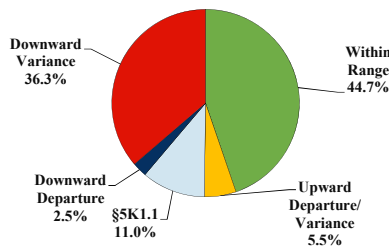
Fiscal Year 2018



Type of Crime



Sentence Imposed Relative to the Guideline Range



SENTENCING INFORMATION BY TYPE OF CRIME

	TOTAL	Immigration	Drug Trafficking	Firearms	Fraud/Theft /Embezzle	Robbery	Child Porn	Money Laundering	All Other
Total	241	8	80	44	40	11	24	3	31
Mean Sentence (months)	83	8	114	79	22	162	108	25	65
Median Sentence (months)	60	8	98	60	20	180	121	24	14

IMPRISONMENT

Total Receiving Imprisonment	232	8	80	44	36	11	24	3	26
Prison Only	222	8	78	43	33	11	24	3	22
Up to 12 Months	21	5	0	1	10	0	0	0	5
13 to 60 Months	83	3	19	21	21	2	3	3	11
61 to 120 Months	66	0	35	16	2	3	9	0	1
Over 120 Months	52	0	24	5	0	6	12	0	5
Prison and Alternatives	10	0	2	1	3	0	0	0	4

PROBATION

Total Receiving Probation	6	0	0	0	4	0	0	0	2
Probation Only	3	0	0	0	1	0	0	0	2
Probation and Alternatives	3	0	0	0	3	0	0	0	0

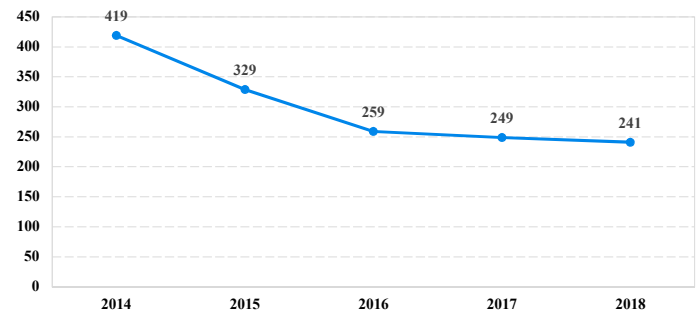
FINE ONLY

Total	3	0	0	0	0	0	0	0	3
--------------	----------	----------	----------	----------	----------	----------	----------	----------	----------

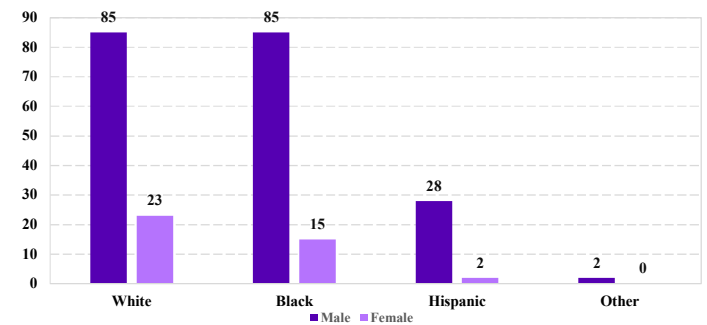
Cases with indeterminable sentence terms are excluded from the calculation of the Mean Sentence or Median Sentence category. Sentences greater than 470 months and probation were included in the sentence average computations as 470 months and zero months, respectively. Cases in the Total Receiving Prison and Total Receiving Probation categories total 100 percent of all cases. Cases missing information required for a specific analysis were excluded from that analysis. Descriptions of variables used in this analysis are provided in Appendix A.

SOURCE: U.S. Sentencing Commission, 2018 Datafile, USSCFY18.

Number of Federal Offenders Over Time



Race and Gender



Citizenship, Guilty Pleas, and Trials

