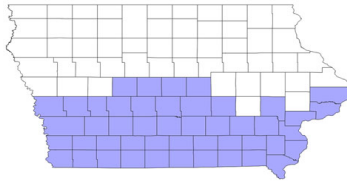


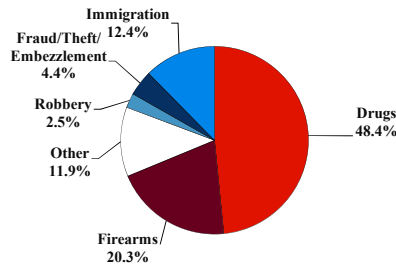
District at a Glance

Southern District of Iowa

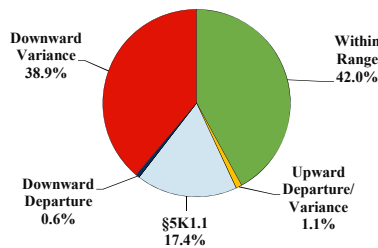
Fiscal Year 2018



Type of Crime



Sentence Imposed Relative to the Guideline Range



SENTENCING INFORMATION BY TYPE OF CRIME

	TOTAL	Immigration	Drug Trafficking	Firearms	Fraud/Theft /Embezzle	Robbery	Child Porn	Money Laundering	All Other
Total	477	59	231	97	21	12	15	2	40
Mean Sentence (months)	83	10	114	56	15	96	127	--	96
Median Sentence (months)	60	6	110	46	6	89	121	--	30

IMPRISONMENT

Total Receiving Imprisonment	457	59	229	94	11	12	15	2	35
Prison Only	435	59	213	89	11	11	15	2	35
Up to 12 Months	58	44	7	2	2	0	0	0	3
13 to 60 Months	157	15	51	57	8	4	2	1	19
61 to 120 Months	113	0	75	27	1	3	5	0	2
Over 120 Months	107	0	80	3	0	4	8	1	11
Prison and Alternatives	22	0	16	5	0	1	0	0	0

PROBATION

Total Receiving Probation	19	0	2	3	9	0	0	0	5
Probation Only	14	0	2	2	6	0	0	0	4
Probation and Alternatives	5	0	0	1	3	0	0	0	1

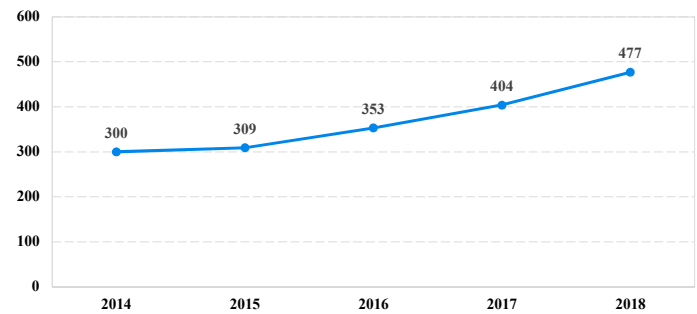
FINE ONLY

Total	1	0	0	0	1	0	0	0	0
--------------	----------	----------	----------	----------	----------	----------	----------	----------	----------

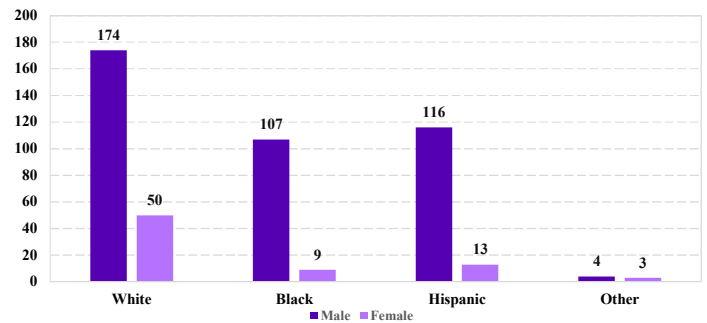
Cases with indeterminable sentence terms are excluded from the calculation of the Mean Sentence or Median Sentence category. Sentences greater than 470 months and probation were included in the sentence average computations as 470 months and zero months, respectively. Cases in the Total Receiving Prison and Total Receiving Probation categories total 100 percent of all cases. Cases missing information required for a specific analysis were excluded from that analysis. Descriptions of variables used in this analysis are provided in Appendix A.

SOURCE: U.S. Sentencing Commission, 2018 Datafile, USSCFY18.

Number of Federal Offenders Over Time



Race and Gender



Citizenship, Guilty Pleas, and Trials

