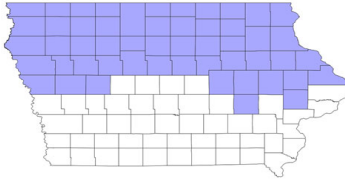


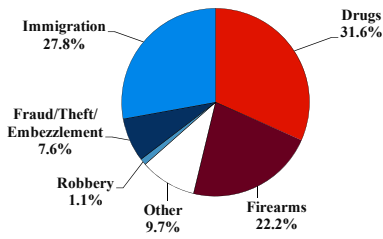
# District at a Glance

## Northern District of Iowa

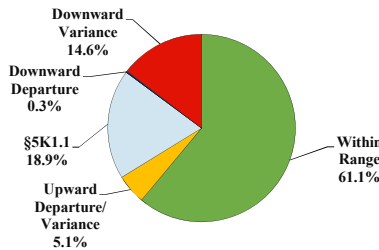
### Fiscal Year 2018



#### Type of Crime



#### Sentence Imposed Relative to the Guideline Range



#### SENTENCING INFORMATION BY TYPE OF CRIME

	TOTAL	Immigration	Drug Trafficking	Firearms	Fraud/Theft /Embezzle	Robbery	Child Porn	Money Laundering	All Other
<b>Total</b>	<b>370</b>	<b>103</b>	<b>117</b>	<b>82</b>	<b>28</b>	<b>4</b>	<b>6</b>	<b>2</b>	<b>28</b>
Mean Sentence (months)	74	6	144	53	31	114	184	--	105
Median Sentence (months)	40	4	121	39	21	119	180	--	42

#### IMPRISONMENT

	TOTAL	Immigration	Drug Trafficking	Firearms	Fraud/Theft /Embezzle	Robbery	Child Porn	Money Laundering	All Other
<b>Total Receiving Imprisonment</b>	<b>364</b>	<b>102</b>	<b>117</b>	<b>78</b>	<b>28</b>	<b>4</b>	<b>6</b>	<b>2</b>	<b>27</b>
Prison Only	362	102	117	78	26	4	6	2	27
Up to 12 Months	108	92	2	6	5	0	0	0	3
13 to 60 Months	101	10	15	46	18	1	0	0	11
61 to 120 Months	71	0	39	20	3	1	1	1	6
Over 120 Months	82	0	61	6	0	2	5	1	7
Prison and Alternatives	2	0	0	0	2	0	0	0	0

#### PROBATION

	TOTAL	Immigration	Drug Trafficking	Firearms	Fraud/Theft /Embezzle	Robbery	Child Porn	Money Laundering	All Other
<b>Total Receiving Probation</b>	<b>6</b>	<b>1</b>	<b>0</b>	<b>4</b>	<b>0</b>	<b>0</b>	<b>0</b>	<b>0</b>	<b>1</b>
Probation Only	6	1	0	4	0	0	0	0	1
Probation and Alternatives	0	0	0	0	0	0	0	0	0

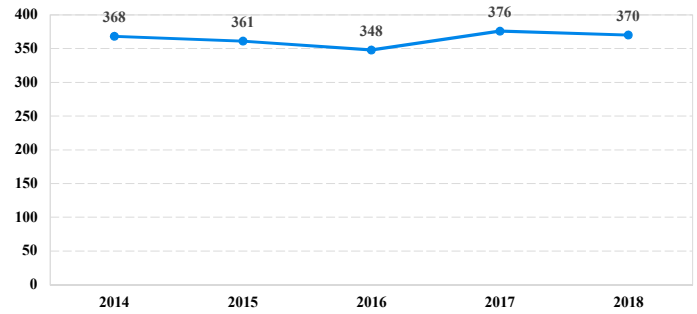
#### FINE ONLY

	TOTAL	Immigration	Drug Trafficking	Firearms	Fraud/Theft /Embezzle	Robbery	Child Porn	Money Laundering	All Other
<b>Total</b>	<b>0</b>	<b>0</b>	<b>0</b>	<b>0</b>	<b>0</b>	<b>0</b>	<b>0</b>	<b>0</b>	<b>0</b>

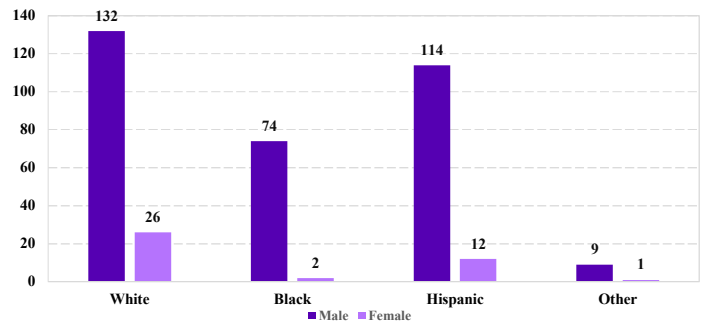
Cases with indeterminable sentence terms are excluded from the calculation of the Mean Sentence or Median Sentence category. Sentences greater than 470 months and probation were included in the sentence average computations as 470 months and zero months, respectively. Cases in the Total Receiving Prison and Total Receiving Probation categories total 100 percent of all cases. Cases missing information required for a specific analysis were excluded from that analysis. Descriptions of variables used in this analysis are provided in Appendix A.

SOURCE: U.S. Sentencing Commission, 2018 Datafile, USSCFY18.

#### Number of Federal Offenders Over Time



#### Race and Gender



#### Citizenship, Guilty Pleas, and Trials

