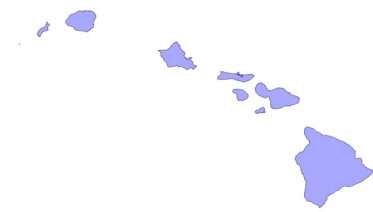


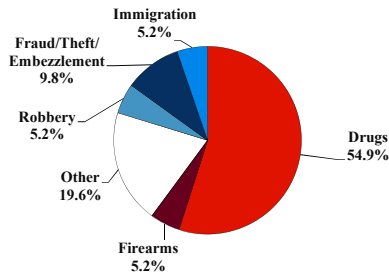
District at a Glance

District of Hawaii

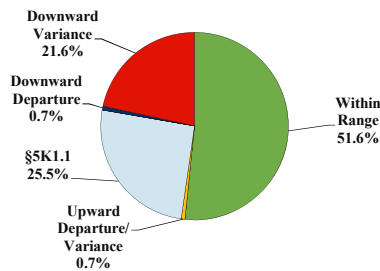
Fiscal Year 2018



Type of Crime



Sentence Imposed Relative to the Guideline Range



SENTENCING INFORMATION BY TYPE OF CRIME

	TOTAL	Immigration	Drug Trafficking	Firearms	Fraud/Theft /Embezzle	Robbery	Child Porn	Money Laundering	All Other
Total	153	8	83	8	15	8	3	1	27
Mean Sentence (months)	66	5	90	28	40	102	50	--	29
Median Sentence (months)	50	0	75	32	41	78	39	--	8

IMPRISONMENT

Total Receiving Imprisonment	143	7	82	7	15	8	3	1	20
Prison Only	129	7	75	7	12	7	3	1	17
Up to 12 Months	13	6	0	0	1	0	0	0	6
13 to 60 Months	63	1	31	7	9	3	2	1	9
61 to 120 Months	31	0	26	0	2	2	1	0	0
Over 120 Months	22	0	18	0	0	2	0	0	2
Prison and Alternatives	14	0	7	0	3	1	0	0	3

PROBATION

Total Receiving Probation	10	1	1	1	0	0	0	0	7
Probation Only	3	0	0	1	0	0	0	0	2
Probation and Alternatives	7	1	1	0	0	0	0	0	5

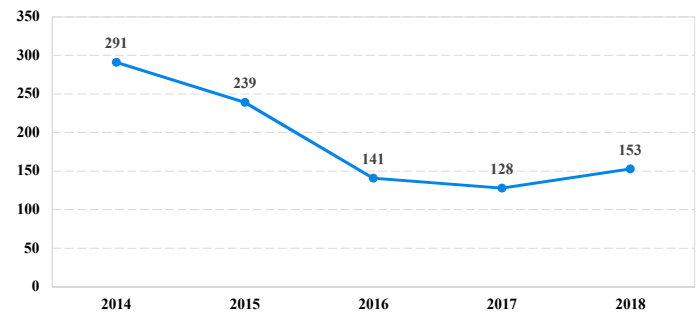
FINE ONLY

Total	0	0	0	0	0	0	0	0	0
--------------	----------	----------	----------	----------	----------	----------	----------	----------	----------

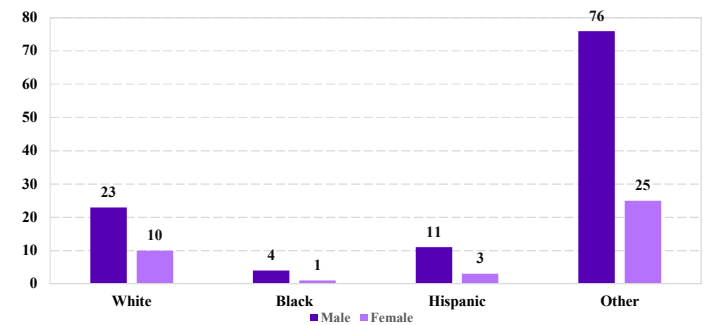
Cases with indeterminable sentence terms are excluded from the calculation of the Mean Sentence or Median Sentence category. Sentences greater than 470 months and probation were included in the sentence average computations as 470 months and zero months, respectively. Cases in the Total Receiving Prison and Total Receiving Probation categories total 100 percent of all cases. Cases missing information required for a specific analysis were excluded from that analysis. Descriptions of variables used in this analysis are provided in Appendix A.

SOURCE: U.S. Sentencing Commission, 2018 Datafile, USSCFY18.

Number of Federal Offenders Over Time



Race and Gender



Citizenship, Guilty Pleas, and Trials

