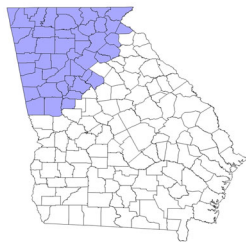


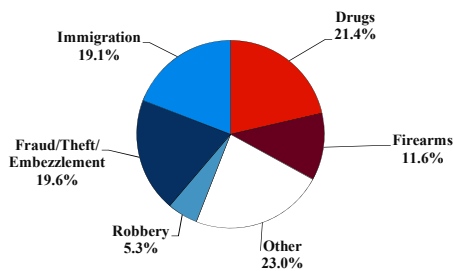
District at a Glance

Northern District of Georgia

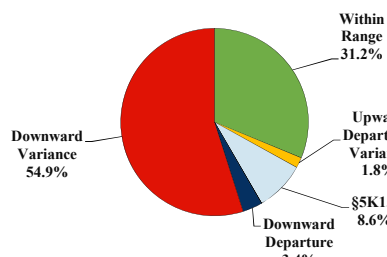
Fiscal Year 2018



Type of Crime



Sentence Imposed Relative to the Guideline Range



SENTENCING INFORMATION BY TYPE OF CRIME

	TOTAL	Immigration	Drug Trafficking	Firearms	Fraud/Theft /Embezzle	Robbery	Child Porn	Money Laundering	All Other
Total	570	109	122	66	112	30	17	25	89
Mean Sentence (months)	59	9	101	80	30	139	62	56	56
Median Sentence (months)	33	6	86	57	24	121	60	51	21

IMPRISONMENT

Total Receiving Imprisonment	496	91	119	60	81	30	17	21	77
Prison Only	487	90	118	57	80	30	17	21	74
Up to 12 Months	68	51	1	1	6	0	0	0	9
13 to 60 Months	242	39	40	29	60	4	10	13	47
61 to 120 Months	104	0	46	16	13	11	7	6	5
Over 120 Months	73	0	31	11	1	15	0	2	13
Prison and Alternatives	9	1	1	3	1	0	0	0	3

PROBATION

Total Receiving Probation	74	18	3	6	31	0	0	4	12
Probation Only	46	16	3	4	14	0	0	4	5
Probation and Alternatives	28	2	0	2	17	0	0	0	7

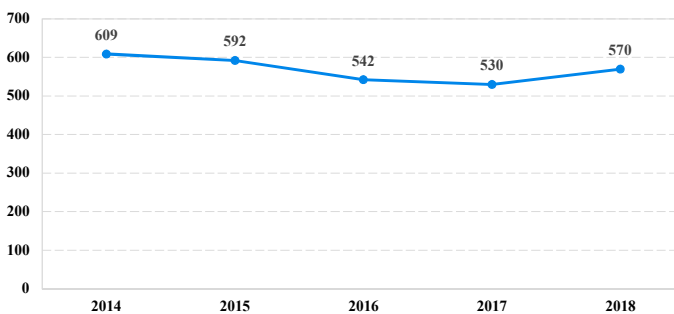
FINE ONLY

Total	0	0	0	0	0	0	0	0	0
--------------	----------	----------	----------	----------	----------	----------	----------	----------	----------

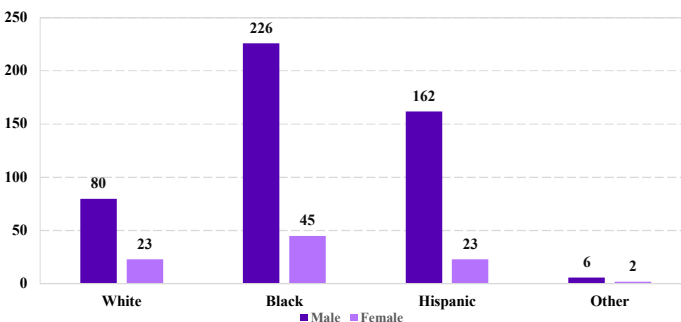
Cases with indeterminable sentence terms are excluded from the calculation of the Mean Sentence or Median Sentence category. Sentences greater than 470 months and probation were included in the sentence average computations as 470 months and zero months, respectively. Cases in the Total Receiving Prison and Total Receiving Probation categories total 100 percent of all cases. Cases missing information required for a specific analysis were excluded from that analysis. Descriptions of variables used in this analysis are provided in Appendix A.

SOURCE: U.S. Sentencing Commission, 2018 Datafile, USSCFY18.

Number of Federal Offenders Over Time



Race and Gender



Citizenship, Guilty Pleas, and Trials

