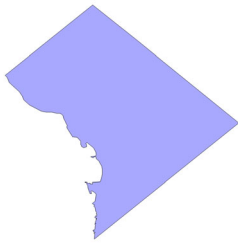


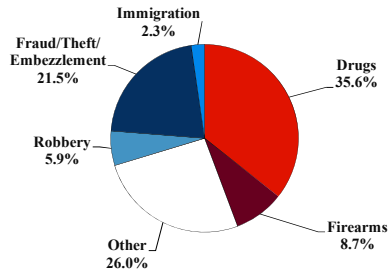
District at a Glance

District of Columbia

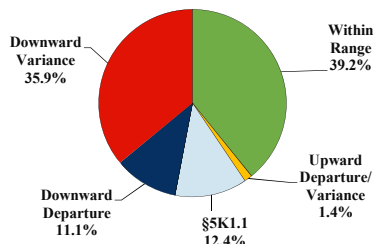
Fiscal Year 2018



Type of Crime



Sentence Imposed Relative to the Guideline Range



SENTENCING INFORMATION BY TYPE OF CRIME

	TOTAL	Immigration	Drug Trafficking	Firearms	Fraud/Theft /Embezzle	Robbery	Child Porn	Money Laundering	All Other
Total	219	5	78	19	47	13	7	4	46
Mean Sentence (months)	60	10	59	53	25	41	140	26	102
Median Sentence (months)	27	0	37	47	16	41	87	28	12

IMPRISONMENT

Total Receiving Imprisonment	187	4	71	19	32	12	7	3	39
Prison Only	178	4	67	19	28	12	7	3	38
Up to 12 Months	38	2	14	0	6	0	0	0	16
13 to 60 Months	92	2	31	16	18	11	3	3	8
61 to 120 Months	25	0	15	3	3	1	2	0	1
Over 120 Months	23	0	7	0	1	0	2	0	13
Prison and Alternatives	9	0	4	0	4	0	0	0	1

PROBATION

Total Receiving Probation	32	1	7	0	15	1	0	1	7
Probation Only	15	1	3	0	7	0	0	1	3
Probation and Alternatives	17	0	4	0	8	1	0	0	4

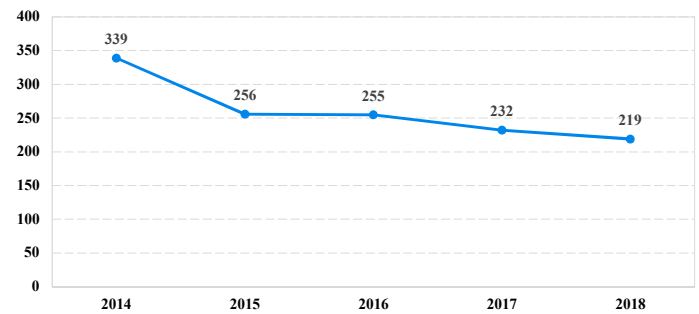
FINE ONLY

Total	0	0	0	0	0	0	0	0	0
--------------	----------	----------	----------	----------	----------	----------	----------	----------	----------

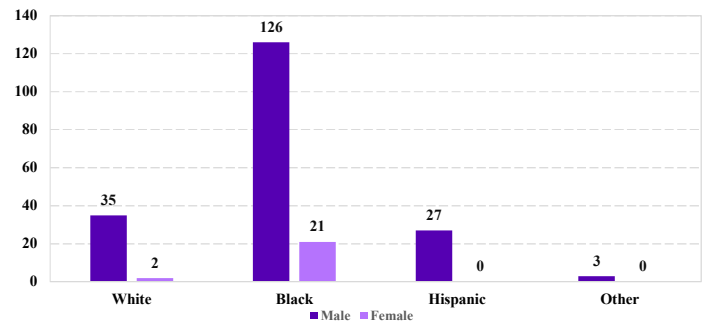
Cases with indeterminable sentence terms are excluded from the calculation of the Mean Sentence or Median Sentence category. Sentences greater than 470 months and probation were included in the sentence average computations as 470 months and zero months, respectively. Cases in the Total Receiving Prison and Total Receiving Probation categories total 100 percent of all cases. Cases missing information required for a specific analysis were excluded from that analysis. Descriptions of variables used in this analysis are provided in Appendix A.

SOURCE: U.S. Sentencing Commission, 2018 Datafile, USSCFY18.

Number of Federal Offenders Over Time



Race and Gender



Citizenship, Guilty Pleas, and Trials

