

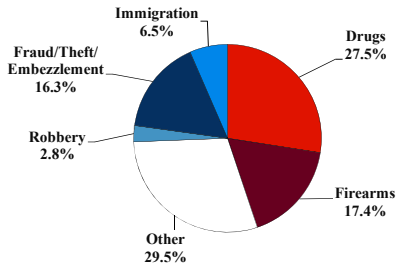
District at a Glance

Northern District of California

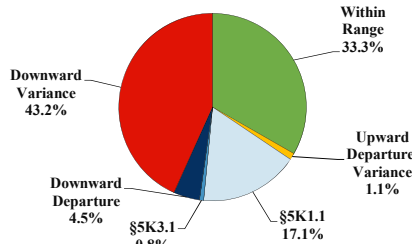
Fiscal Year 2018



Type of Crime



Sentence Imposed Relative to the Guideline Range



SENTENCING INFORMATION BY TYPE OF CRIME

	TOTAL	Immigration	Drug Trafficking	Firearms	Fraud/Theft /Embezzle	Robbery	Child Porn	Money Laundering	All Other
Total	535	35	145	93	87	15	15	22	123
Mean Sentence (months)	44	15	62	38	17	119	71	59	42
Median Sentence (months)	24	12	60	33	12	87	72	41	6

IMPRISONMENT

Total Receiving Imprisonment	424	30	138	84	54	15	15	20	68
Prison Only	411	30	133	83	52	15	15	18	65
Up to 12 Months	56	13	6	3	11	0	0	2	21
13 to 60 Months	238	17	74	66	37	3	6	8	27
61 to 120 Months	86	0	43	14	4	7	9	5	4
Over 120 Months	31	0	10	0	0	5	0	3	13
Prison and Alternatives	13	0	5	1	2	0	0	2	3

PROBATION

Total Receiving Probation	111	5	7	9	33	0	0	2	55
Probation Only	67	3	4	4	21	0	0	1	34
Probation and Alternatives	44	2	3	5	12	0	0	1	21

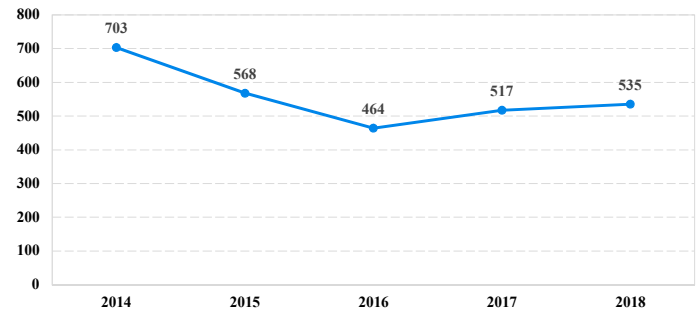
FINE ONLY

Total	0	0	0	0	0	0	0	0	0
--------------	----------	----------	----------	----------	----------	----------	----------	----------	----------

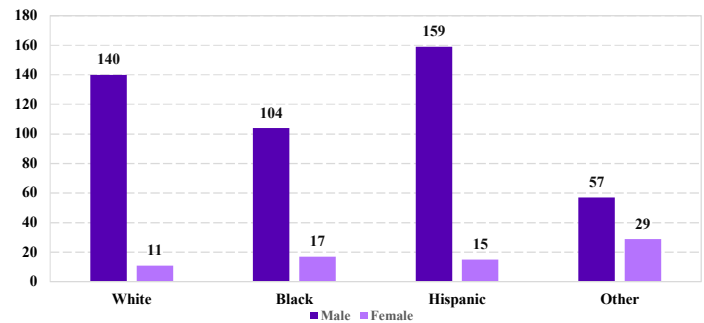
Cases with indeterminable sentence terms are excluded from the calculation of the Mean Sentence or Median Sentence category. Sentences greater than 470 months and probation were included in the sentence average computations as 470 months and zero months, respectively. Cases in the Total Receiving Prison and Total Receiving Probation categories total 100 percent of all cases. Cases missing information required for a specific analysis were excluded from that analysis. Descriptions of variables used in this analysis are provided in Appendix A.

SOURCE: U.S. Sentencing Commission, 2018 Datafile, USSCFY18.

Number of Federal Offenders Over Time



Race and Gender



Citizenship, Guilty Pleas, and Trials

