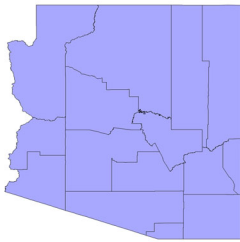


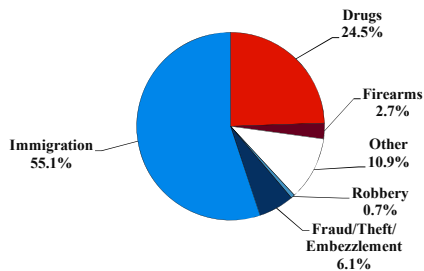
District at a Glance

District of Arizona

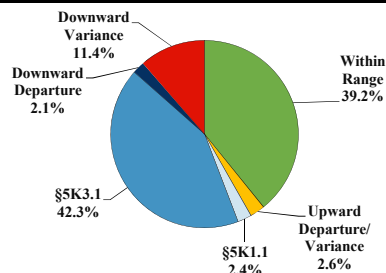
Fiscal Year 2018



Type of Crime



Sentence Imposed Relative to the Guideline Range



SENTENCING INFORMATION BY TYPE OF CRIME

	TOTAL	Immigration	Drug Trafficking	Firearms	Fraud/Theft /Embezzle	Robbery	Child Porn	Money Laundering	All Other
Total	4,649	2,561	786	125	284	32	35	56	770
Mean Sentence (months)	18	12	27	26	5	80	95	54	23
Median Sentence (months)	10	9	21	21	3	56	97	33	6

IMPRISONMENT

Total Receiving Imprisonment	4,315	2,485	702	104	240	31	34	45	674
Prison Only	4,218	2,468	671	96	235	27	30	44	647
Up to 12 Months	2,145	1,399	90	15	215	0	0	5	421
13 to 60 Months	1,895	1,060	529	72	20	15	10	23	166
61 to 120 Months	130	9	47	9	0	9	16	11	29
Over 120 Months	48	0	5	0	0	3	4	5	31
Prison and Alternatives	97	17	31	8	5	4	4	1	27

PROBATION

Total Receiving Probation	334	76	84	21	44	1	1	11	96
Probation Only	282	62	67	14	38	0	0	9	92
Probation and Alternatives	52	14	17	7	6	1	1	2	4

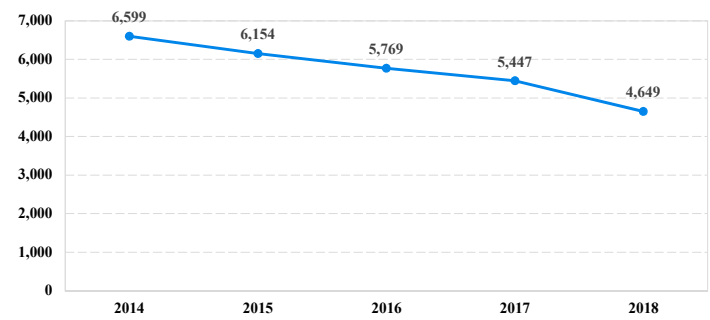
FINE ONLY

Total	0	0	0	0	0	0	0	0	0
--------------	----------	----------	----------	----------	----------	----------	----------	----------	----------

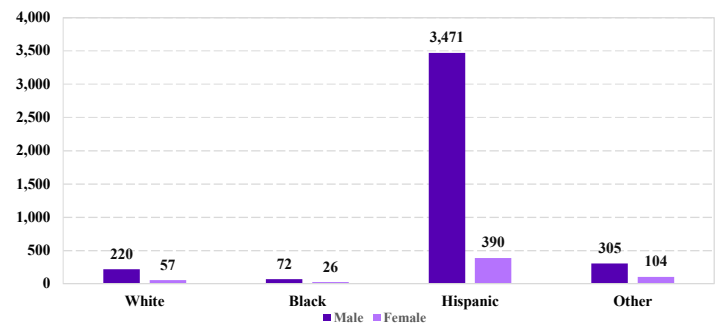
Cases with indeterminable sentence terms are excluded from the calculation of the Mean Sentence or Median Sentence category. Sentences greater than 470 months and probation were included in the sentence average computations as 470 months and zero months, respectively. Cases in the Total Receiving Prison and Total Receiving Probation categories total 100 percent of all cases. Cases missing information required for a specific analysis were excluded from that analysis. Descriptions of variables used in this analysis are provided in Appendix A.

SOURCE: U.S. Sentencing Commission, 2018 Datafile, USSCFY18.

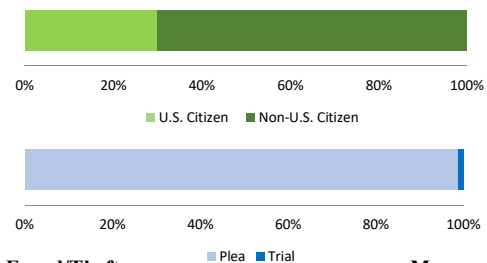
Number of Federal Offenders Over Time



Race and Gender



Citizenship, Guilty Pleas, and Trials



Legend: U.S. Citizen (light blue), Non-U.S. Citizen (dark blue)

Legend: Plea (light blue), Trial (dark blue)