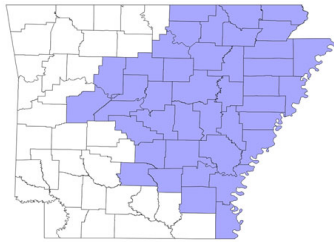


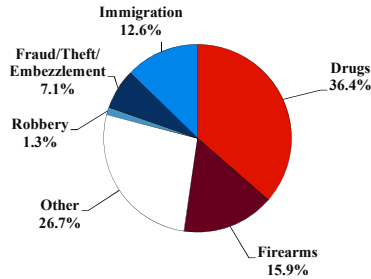
District at a Glance

Eastern District of Arkansas

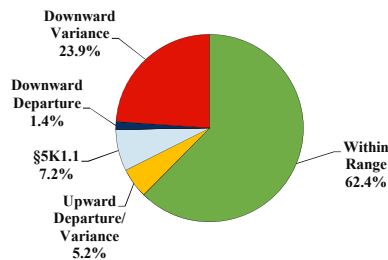
Fiscal Year 2018



Type of Crime



Sentence Imposed Relative to the Guideline Range



SENTENCING INFORMATION BY TYPE OF CRIME

	TOTAL	Immigration	Drug Trafficking	Firearms	Fraud/Theft /Embezzle	Robbery	Child Porn	Money Laundering	All Other
Total	453	57	164	72	32	6	8	2	112
Mean Sentence (months)	51	7	81	76	22	83	123	--	16
Median Sentence (months)	27	0	60	62	12	51	106	--	4

IMPRISONMENT

Total Receiving Imprisonment	418	57	156	68	23	6	8	2	98
Prison Only	412	57	155	67	21	5	8	2	97
Up to 12 Months	131	46	5	1	5	0	0	0	74
13 to 60 Months	146	10	72	30	13	2	1	1	17
61 to 120 Months	85	1	45	28	2	2	5	0	2
Over 120 Months	50	0	33	8	1	1	2	1	4
Prison and Alternatives	6	0	1	1	2	1	0	0	1

PROBATION

Total Receiving Probation	35	0	8	4	9	0	0	0	14
Probation Only	26	0	6	2	7	0	0	0	11
Probation and Alternatives	9	0	2	2	2	0	0	0	3

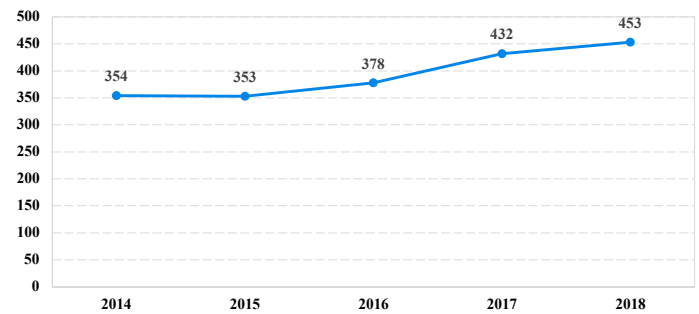
FINE ONLY

Total	0	0	0	0	0	0	0	0	0
--------------	----------	----------	----------	----------	----------	----------	----------	----------	----------

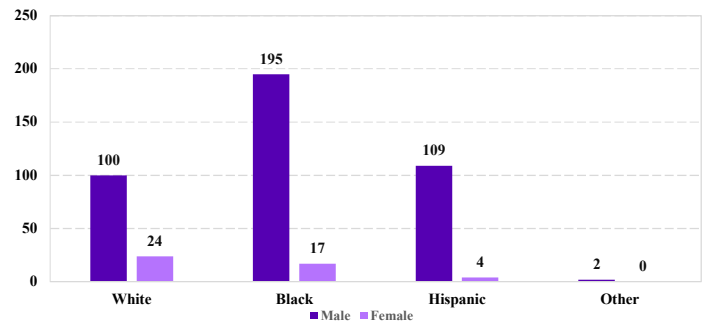
Cases with indeterminable sentence terms are excluded from the calculation of the Mean Sentence or Median Sentence category. Sentences greater than 470 months and probation were included in the sentence average computations as 470 months and zero months, respectively. Cases in the Total Receiving Prison and Total Receiving Probation categories total 100 percent of all cases. Cases missing information required for a specific analysis were excluded from that analysis. Descriptions of variables used in this analysis are provided in Appendix A.

SOURCE: U.S. Sentencing Commission, 2018 Datafile, USSCFY18.

Number of Federal Offenders Over Time



Race and Gender



Citizenship, Guilty Pleas, and Trials

