

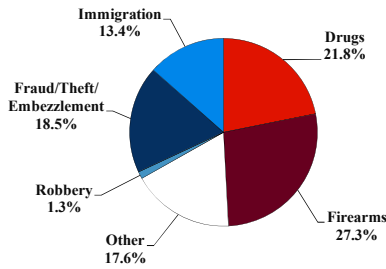
District at a Glance

Middle District of Alabama

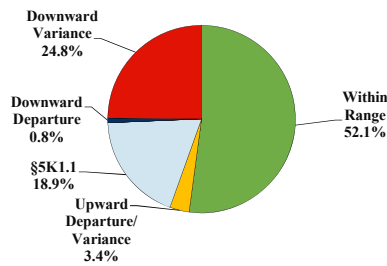
Fiscal Year 2018



Type of Crime



Sentence Imposed Relative to the Guideline Range



SENTENCING INFORMATION BY TYPE OF CRIME

	TOTAL	Immigration	Drug Trafficking	Firearms	Fraud/Theft /Embezzle	Robbery	Child Porn	Money Laundering	All Other
TOTAL	238	32	49	65	44	3	2	5	38
Mean Sentence (months)	44	6	84	47	25	213	--	39	27
Median Sentence (months)	20	4	70	37	12	240	--	6	7

IMPRISONMENT

Total Receiving Imprisonment	207	32	48	62	36	3	2	2	22
Prison Only	188	32	47	52	30	3	2	2	20
Up to 12 Months	54	31	7	2	7	0	0	0	7
13 to 60 Months	79	1	11	36	22	0	0	1	8
61 to 120 Months	34	0	18	12	0	0	2	0	2
Over 120 Months	21	0	11	2	1	3	0	1	3
Prison and Alternatives	19	0	1	10	6	0	0	0	2

PROBATION

Total Receiving Probation	31	0	1	3	8	0	0	3	16
Probation Only	23	0	1	2	6	0	0	2	12
Probation and Alternatives	8	0	0	1	2	0	0	1	4

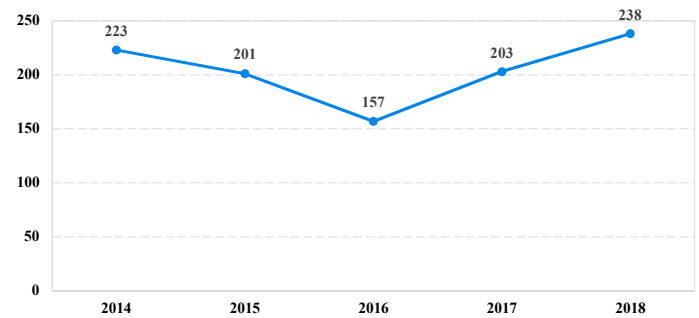
FINE ONLY

FINE ONLY	0	0	0	0	0	0	0	0	0
------------------	----------	----------	----------	----------	----------	----------	----------	----------	----------

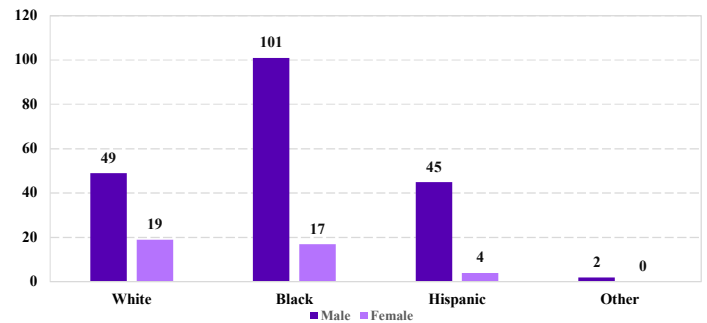
Cases with indeterminable sentence terms are excluded from the calculation of the Mean Sentence or Median Sentence category. Sentences greater than 470 months and probation were included in the sentence average computations as 470 months and zero months, respectively. Cases in the Total Receiving Prison and Total Receiving Probation categories total 100 percent of all cases. Cases missing information required for a specific analysis were excluded from that analysis. Descriptions of variables used in this analysis are provided in Appendix A.

SOURCE: U.S. Sentencing Commission, 2018 Datafile, USSCFY18.

Number of Federal Offenders Over Time



Race and Gender



Citizenship, Guilty Pleas, and Trials

