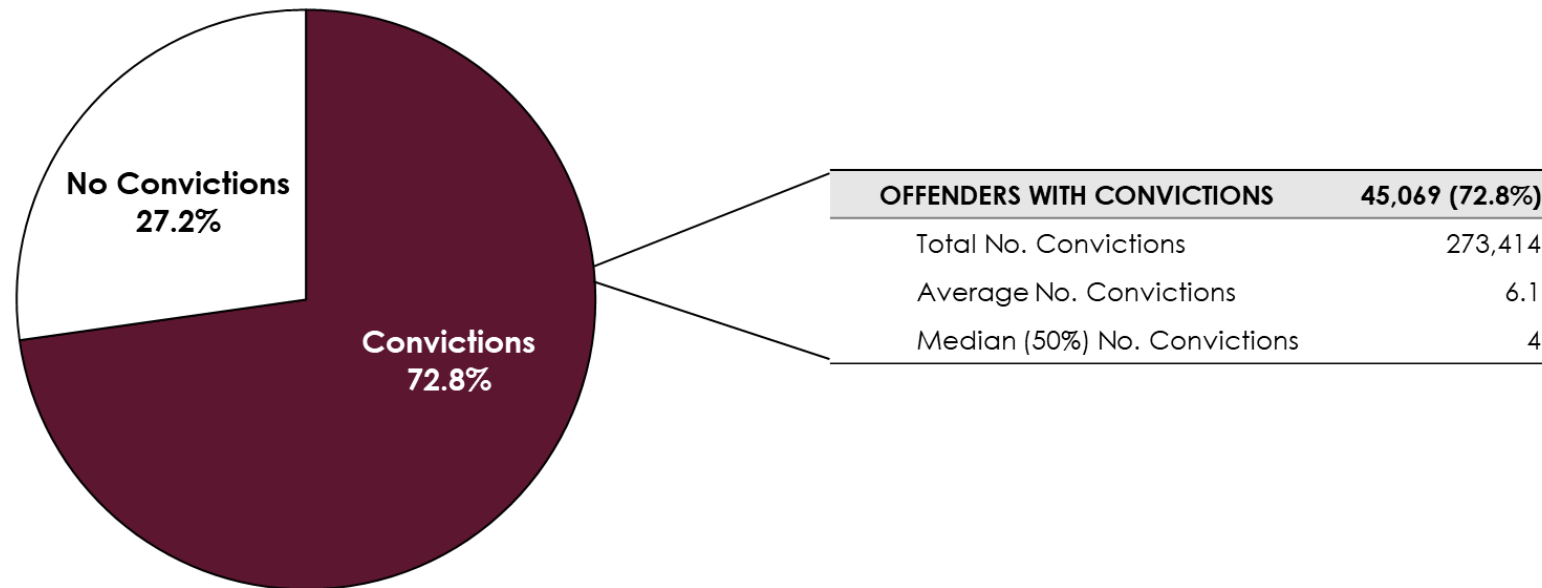




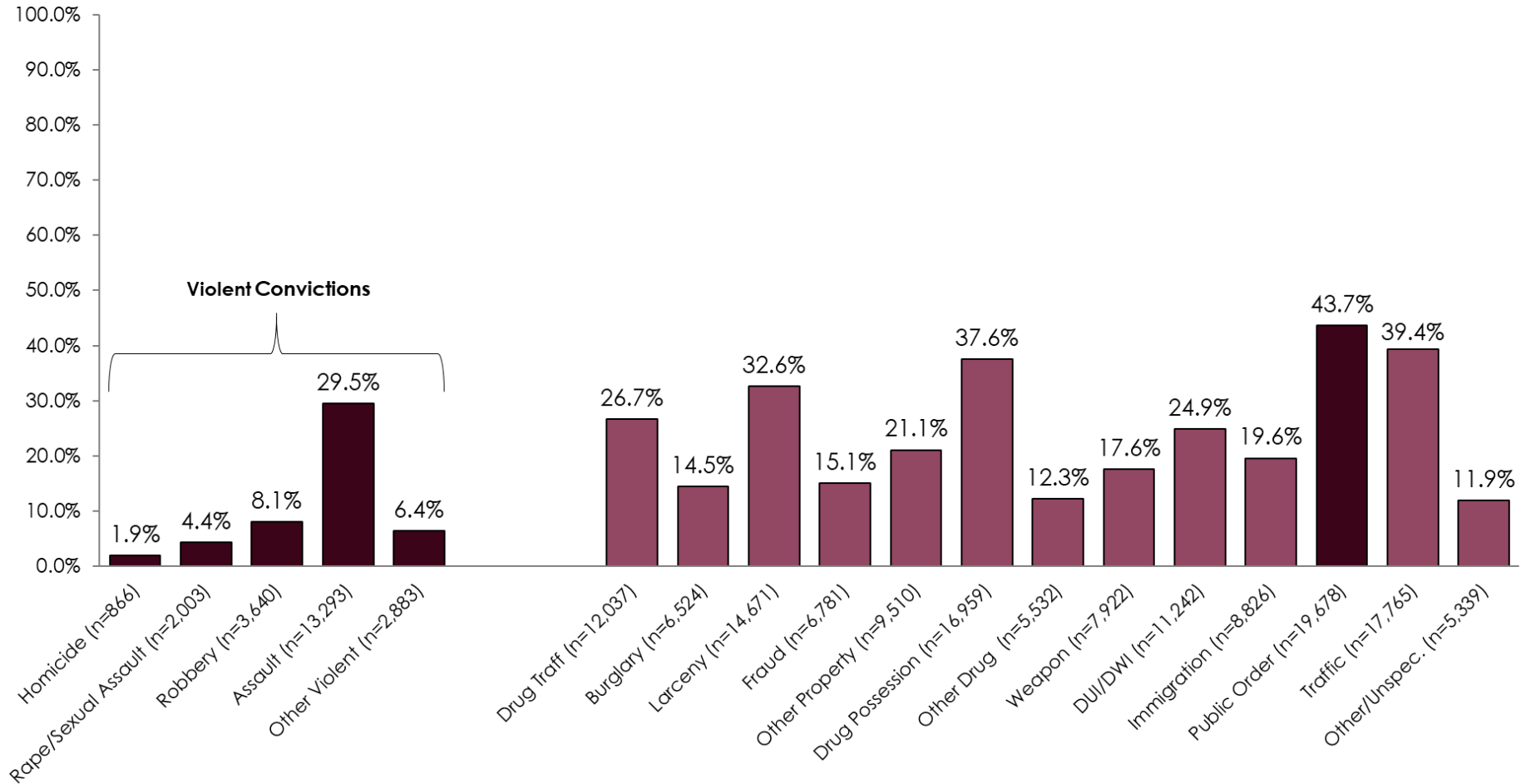
Figure 1.
Overview of Criminal History Findings



SOURCE: U.S. Sentencing Commission FY 2016 Criminal History Datafile. Of the 67,742 cases reported to the Commission, 5,796 were excluded from this analysis due to incomplete information. Cases missing information necessary for analysis were excluded from that analysis.



Figure 2.
Type of Prior Convictions—Offenders With Convictions*



*This analysis includes offenders with at least one prior conviction in that offense category.
 SOURCE: U.S. Sentencing Commission FY 2016 Criminal History Datafile. Of the 67,742 cases reported to the Commission, 5,796 were excluded from this analysis due to incomplete information. Cases missing information necessary for analysis were excluded from that analysis.



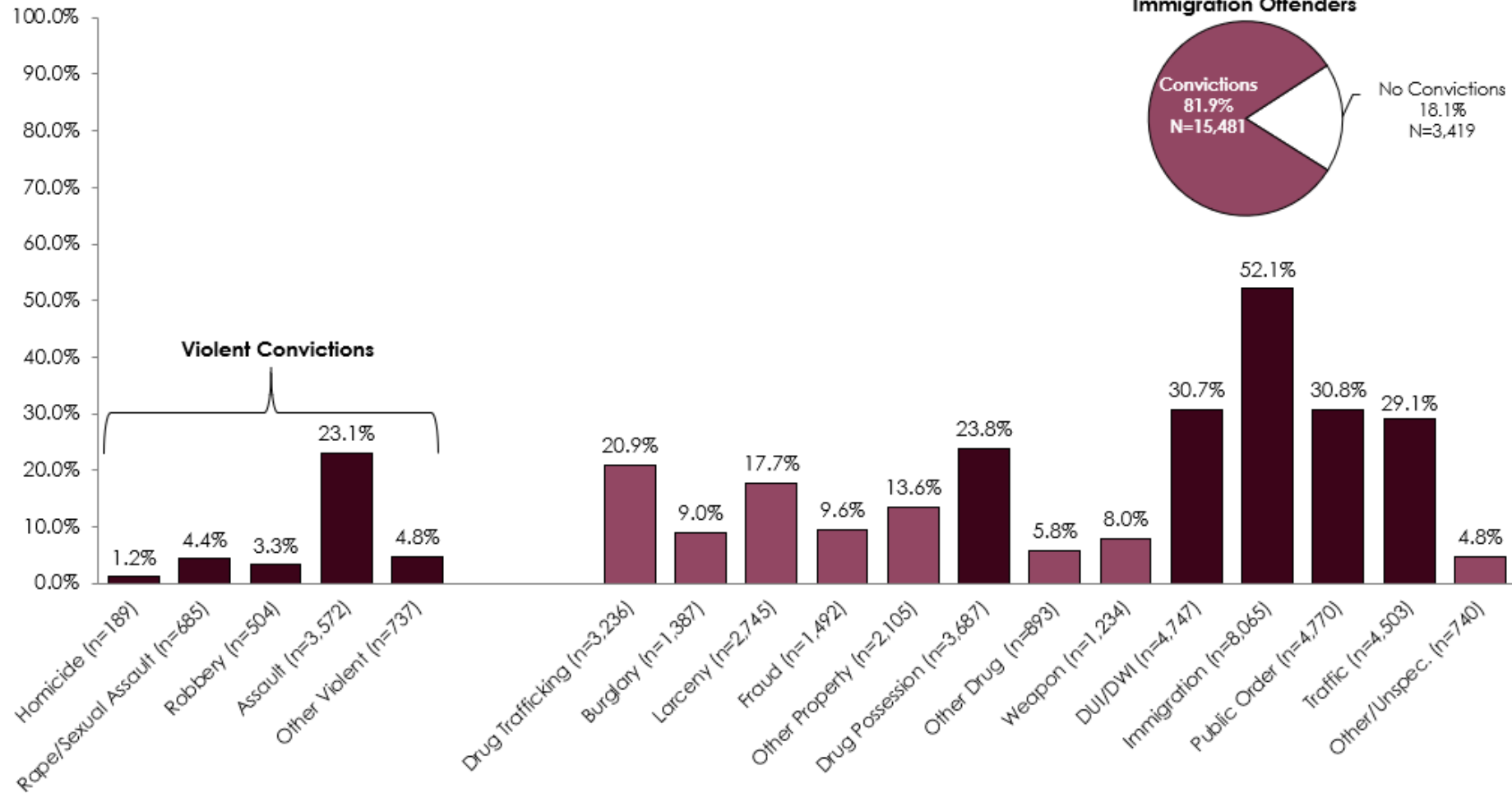
Table 1.
Number of Prior Convictions by Type of Instant Offense

	Instant Offense for Offenders with At Least One Prior Conviction					
	All Offenders	Immigration Offenders	Drug Trafficking Offenders	Firearms Offenders	Fraud Offenders	Child Pornography Offenders
TOTAL OFFENDERS with conviction/s <i>273,414 Total Convictions</i>	45,069 (72.8%)	15,481 (81.9%)	13,049 (69.3%)	6,309 (91.7%)	3,128 (52.4%)	919 (48.2%)
Average No. Convictions	6.1	4.4	6.7	8.9	5.4	3.6
Median (50%) No. Convictions	4	3	5	7	3	2

SOURCE: U.S. Sentencing Commission FY 2016 Criminal History Datafile. Of the 67,742 cases reported to the Commission, 5,796 were excluded from this analysis due to incomplete information. Cases missing information necessary for analysis were excluded from that analysis.



Figure 3.
Types of Prior Convictions—Immigration Offenders*

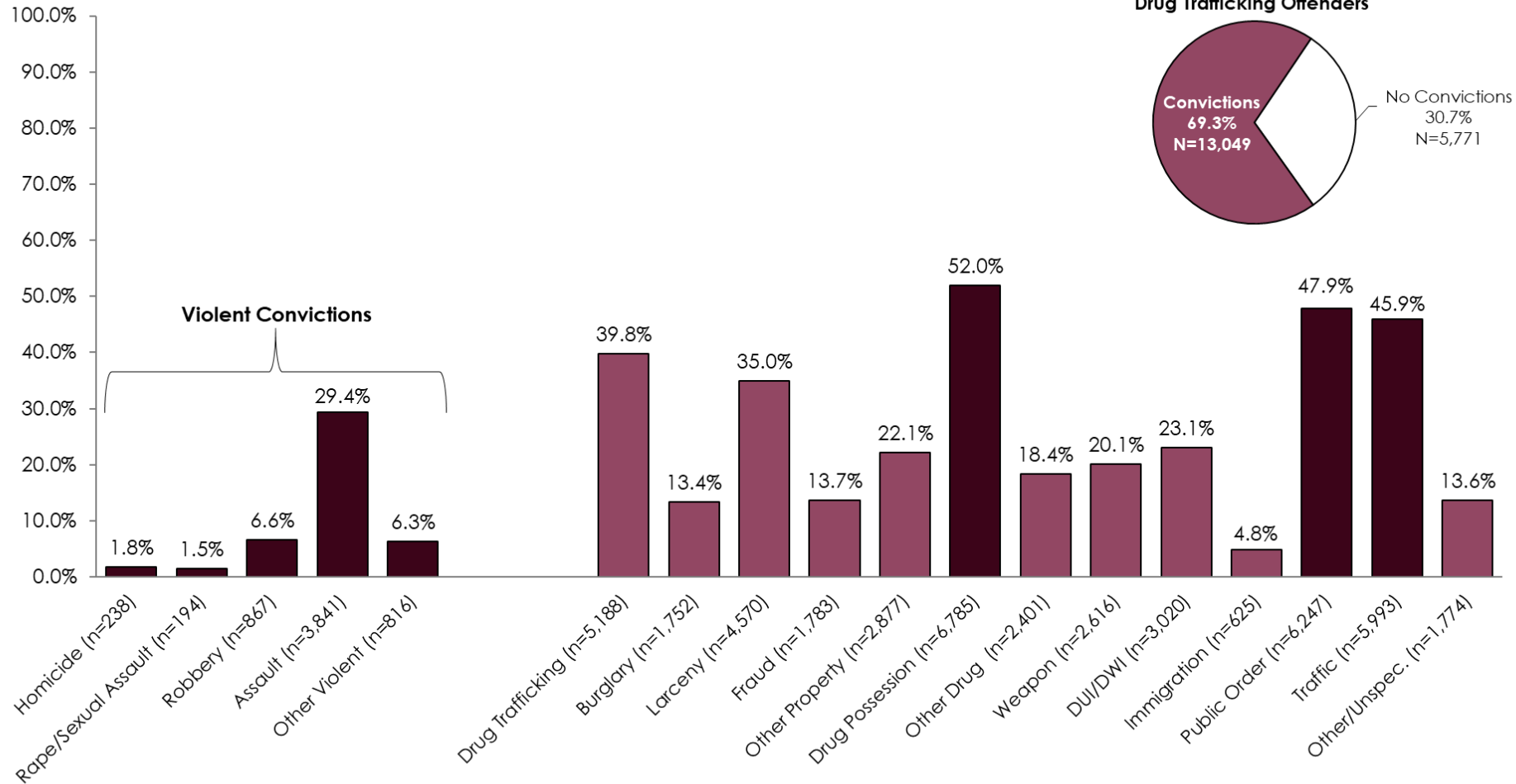


*This analysis includes offenders with at least one prior conviction in that offense category.

SOURCE: U.S. Sentencing Commission FY 2016 Criminal History Datafile. Of the 67,742 cases reported to the Commission, 5,796 were excluded from this analysis due to incomplete information. Cases missing information necessary for analysis were excluded from that analysis.



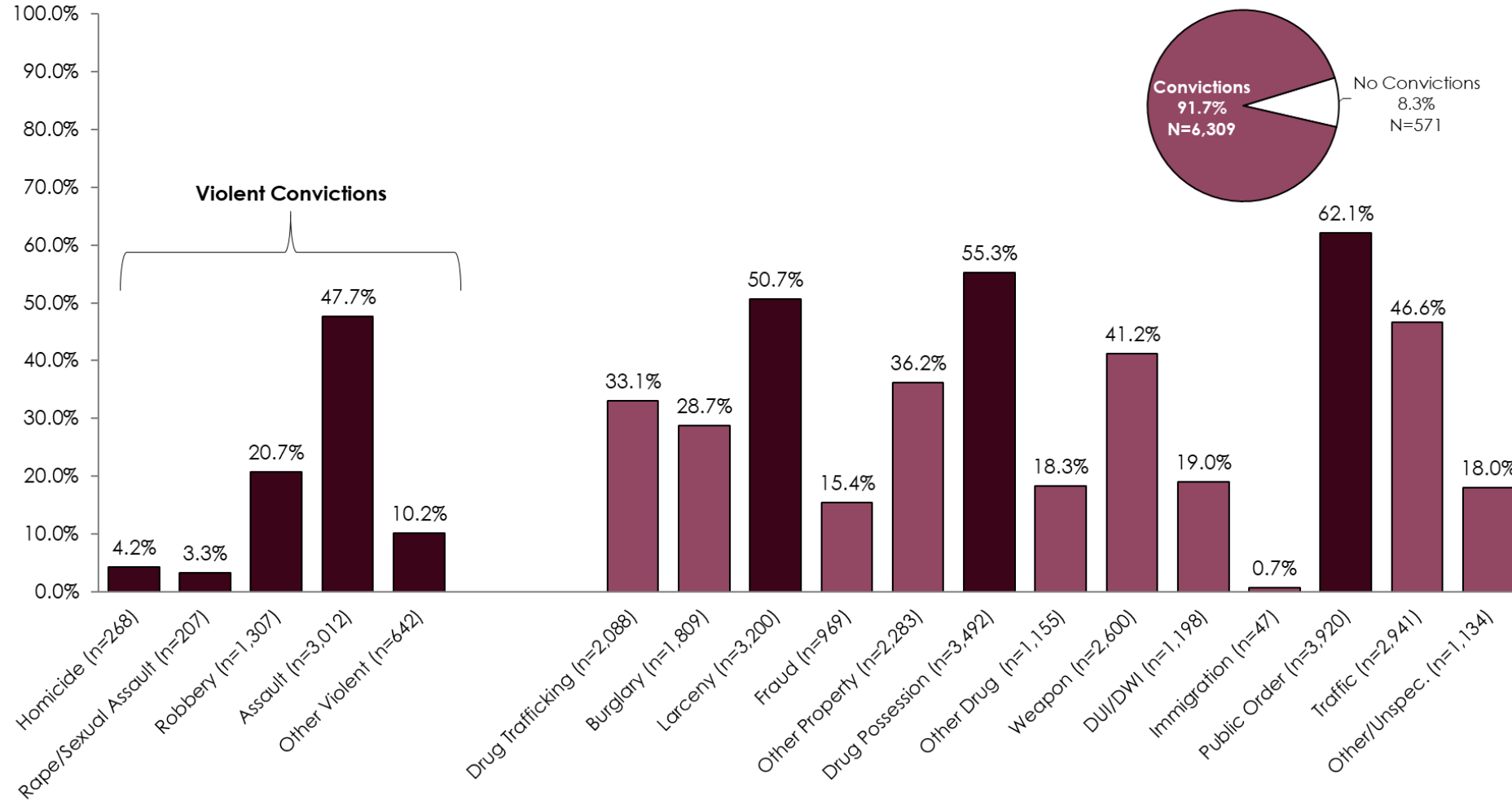
Figure 4.
Types of Prior Convictions—Drug Trafficking Offenders*



*This analysis includes offenders with at least one prior conviction in that offense category.
 SOURCE: U.S. Sentencing Commission FY 2016 Criminal History Datafile. Of the 67,742 cases reported to the Commission, 5,796 were excluded from this analysis due to incomplete information. Cases missing information necessary for analysis were excluded from that analysis.



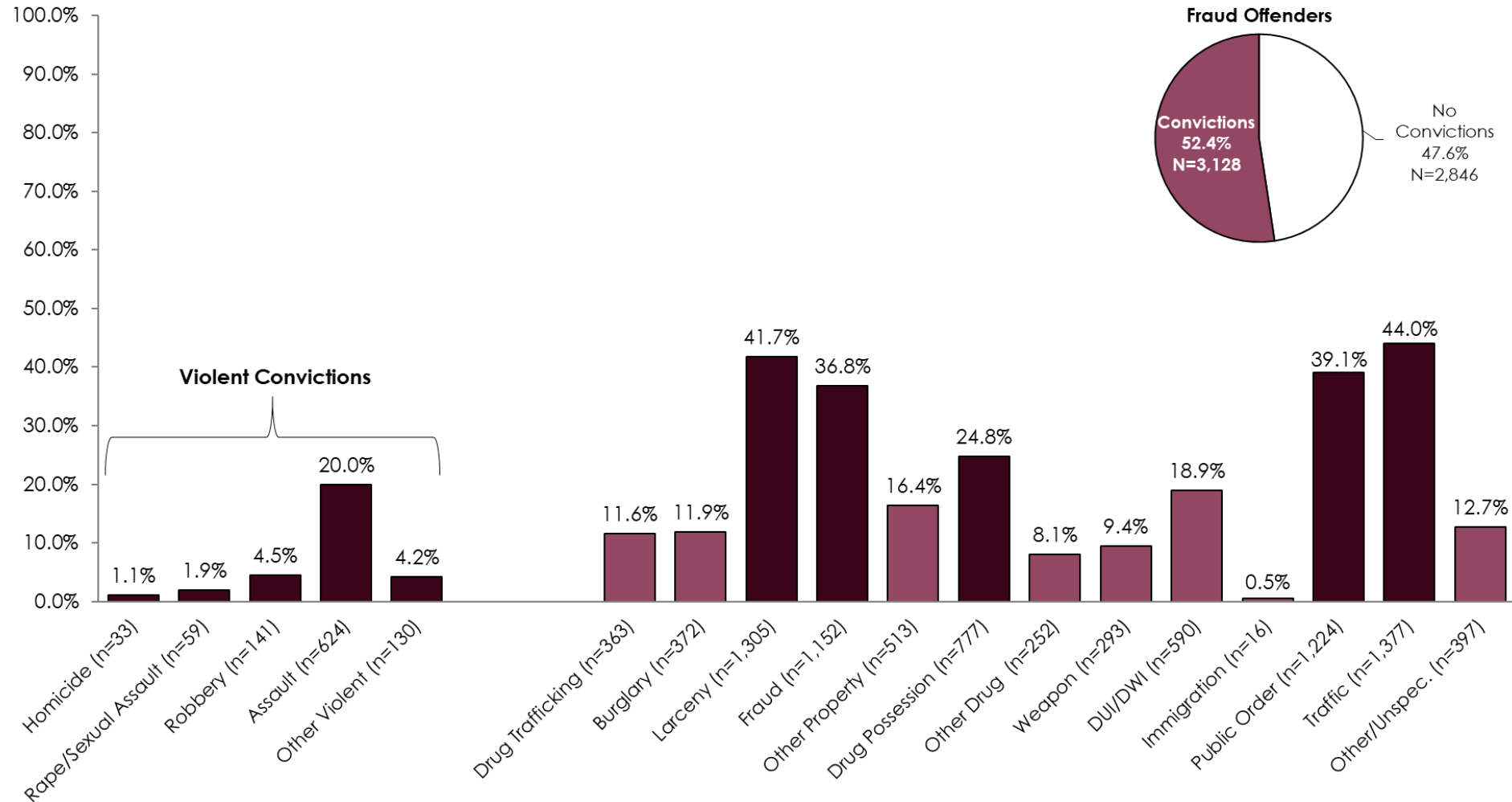
Figure 5.
Types of Prior Convictions—Firearms Offenders*



*This analysis includes offenders with at least one prior conviction in that offense category.
 SOURCE: U.S. Sentencing Commission FY 2016 Criminal History Datafile. Of the 67,742 cases reported to the Commission, 5,796 were excluded from this analysis due to incomplete information. Cases missing information necessary for analysis were excluded from that analysis.



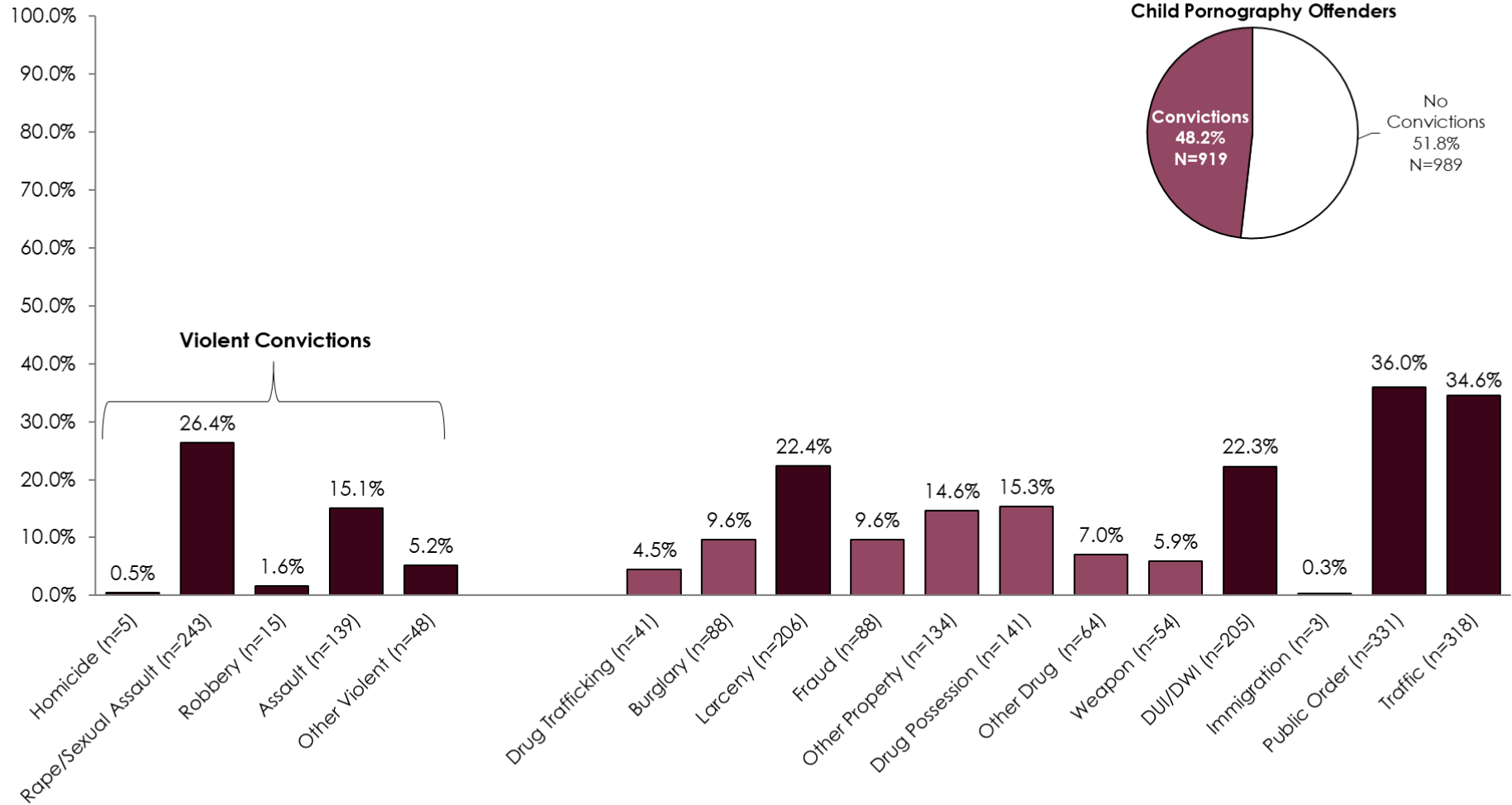
Figure 6.
Types of Prior Convictions—Fraud Offenders*



*This analysis includes offenders with at least one prior conviction in that offense category.
 SOURCE: U.S. Sentencing Commission FY 2016 Criminal History Datafile. Of the 67,742 cases reported to the Commission, 5,796 were excluded from this analysis due to incomplete information. Cases missing information necessary for analysis were excluded from that analysis.



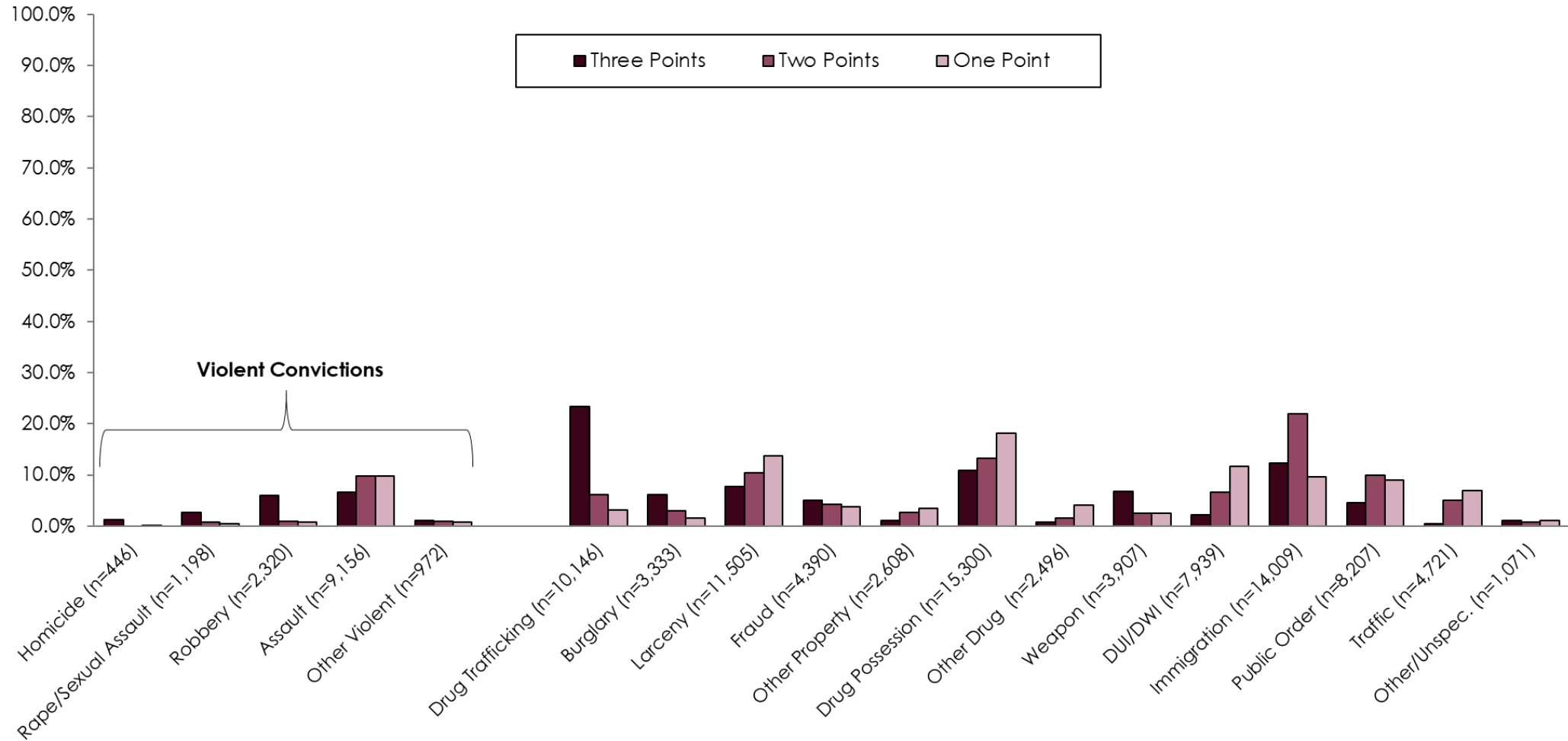
Figure 7.
Types of Prior Convictions—Child Pornography Offenders*



*This analysis includes offenders with at least one prior conviction in that offense category.
 SOURCE: U.S. Sentencing Commission FY 2016 Criminal History Datafile. Of the 67,742 cases reported to the Commission, 5,796 were excluded from this analysis due to incomplete information. Cases missing information necessary for analysis were excluded from that analysis.



Figure 8.
Types of Prior Convictions for 3-, 2-, and 1-Point Offenses*



*For exact percentages of the types of convictions by criminal history points, see Appendix Figures 2 through 4.
 SOURCE: U.S. Sentencing Commission FY 2016 Criminal History Datafile. Of the 67,742 cases reported to the Commission, 5,796 were excluded from this analysis due to incomplete information. Cases missing information necessary for analysis were excluded from that analysis.



United States Sentencing Commission
THE CRIMINAL HISTORY OF FEDERAL OFFENDERS
For the full report, visit <https://www.usc.gov/research/research-reports/criminal-history-federal-offenders>

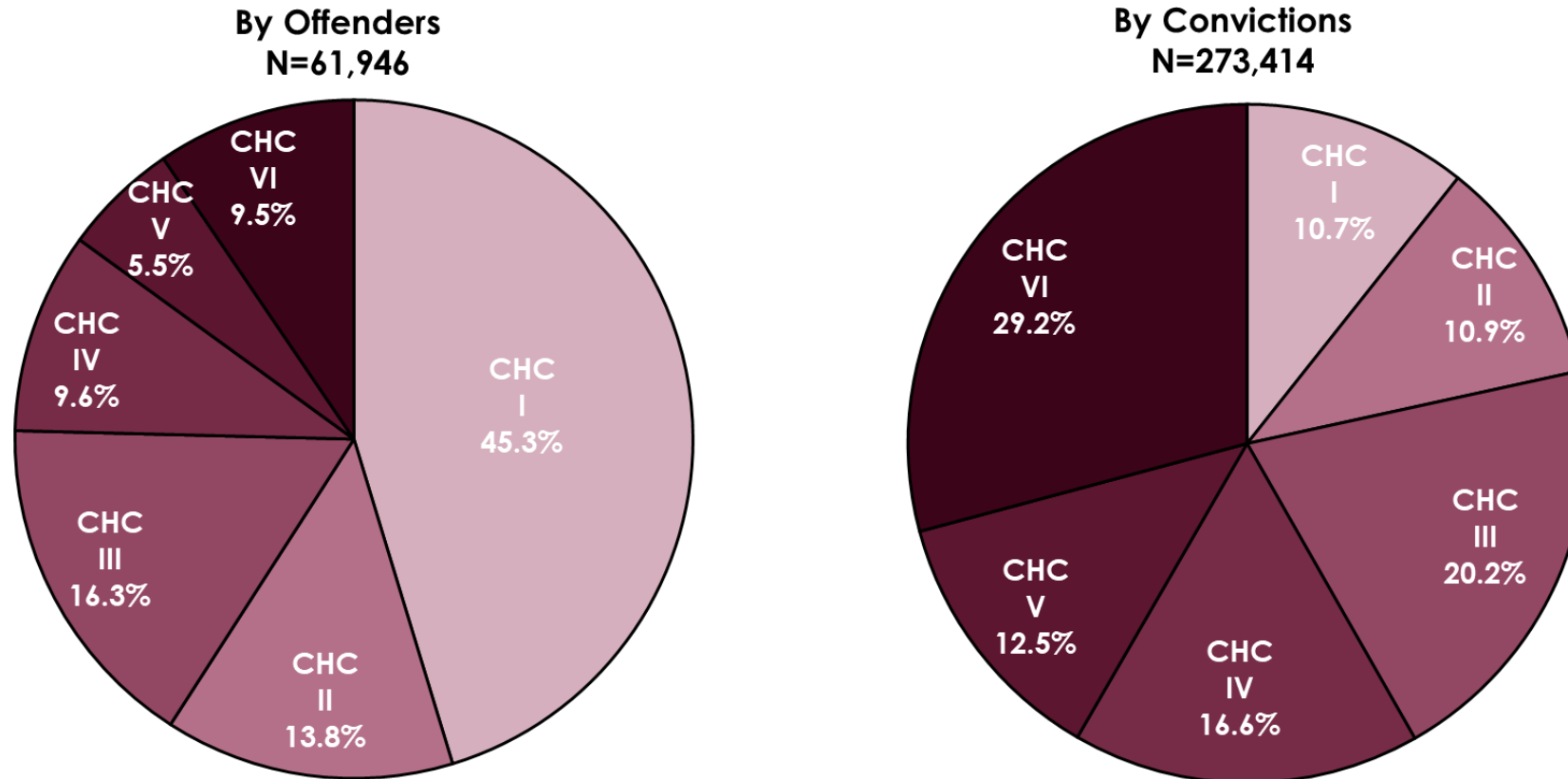
Table 2.
Criminal History Scores for Offenders w/Criminal History Points*

TOTAL OFFENDERS <i>with point/s</i>	39,014
Average No. Points	6.5
Median (50%) No. Points	5

*This analysis includes offenders with at least one prior conviction that received points.
SOURCE: U.S. Sentencing Commission FY 2016 Criminal History Datafile. Of the 67,742 cases reported to the Commission, 5,796 were excluded from this analysis due to incomplete information. Cases missing information necessary for analysis were excluded from that analysis.



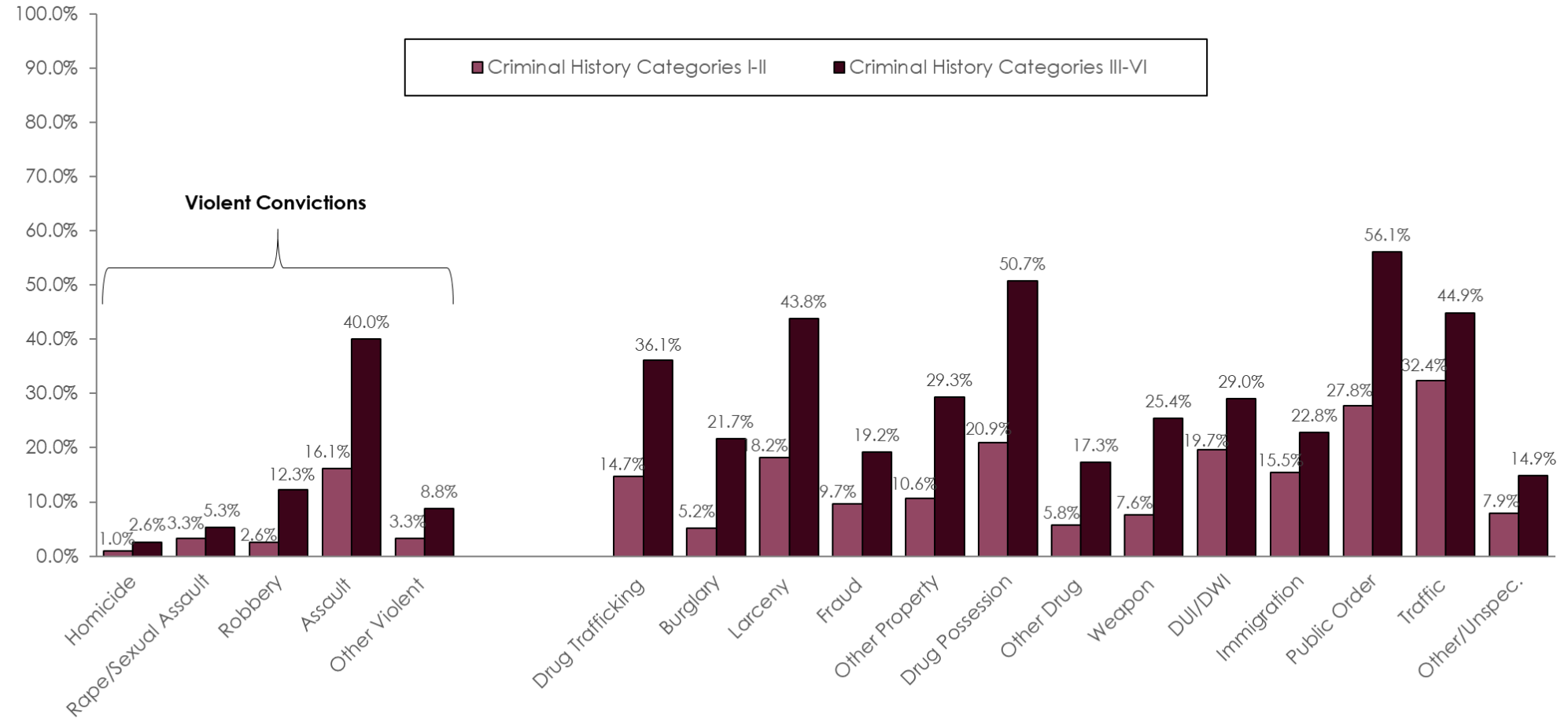
Figure 9.
Percent of Offenders and Convictions by Criminal History Category*



SOURCE: U.S. Sentencing Commission FY 2016 Criminal History Datafile. Of the 67,742 cases reported to the Commission, 5,796 were excluded from this analysis due to incomplete information. Cases missing information necessary for analysis were excluded from that analysis.



Figure 10.
Types of Prior Convictions for Offenders in Criminal History Categories I-II and Categories III-VI*



*This analysis includes offenders with at least one prior conviction.
 SOURCE: U.S. Sentencing Commission FY 2016 Criminal History Datafile. Of the 67,742 cases reported to the Commission, 5,796 were excluded from this analysis due to incomplete information. Cases missing information necessary for analysis were excluded from that analysis.



United States Sentencing Commission
THE CRIMINAL HISTORY OF FEDERAL OFFENDERS
For the full report, visit <https://www.usc.gov/research/research-reports/criminal-history-federal-offenders>

Table 3.
Number of Prior Convictions for Offenders With At Least One 3-Point Conviction*

TOTAL OFFENDERS with conviction/s	19,462
Average No. 3-Point Convictions	1.9
Median (50%)	2

*This analysis includes only offenders with at least one prior 3-point conviction.
SOURCE: U.S. Sentencing Commission FY 2016 Criminal History Datafile. Of the 67,742 cases reported to the Commission, 5,796 were excluded from this analysis due to incomplete information. Cases missing information necessary for analysis were excluded from that analysis.



United States Sentencing Commission
THE CRIMINAL HISTORY OF FEDERAL OFFENDERS
For the full report, visit <https://www.ussc.gov/research/research-reports/criminal-history-federal-offenders>

Table 4.
Number of Prior Convictions for Offenders With At Least One 2-Point Conviction*

TOTAL OFFENDERS <i>with conviction/s</i>	17,058
Average No. 2-Point Convictions	1.8
Median (50%)	1

*This analysis includes only offenders with at least one prior 2-point conviction.
SOURCE: U.S. Sentencing Commission FY 2016 Criminal History Datafile. Of the 67,742 cases reported to the Commission, 5,796 were excluded from this analysis due to incomplete information. Cases missing information necessary for analysis were excluded from that analysis.



United States Sentencing Commission
THE CRIMINAL HISTORY OF FEDERAL OFFENDERS
For the full report, visit <https://www.ussc.gov/research/research-reports/criminal-history-federal-offenders>

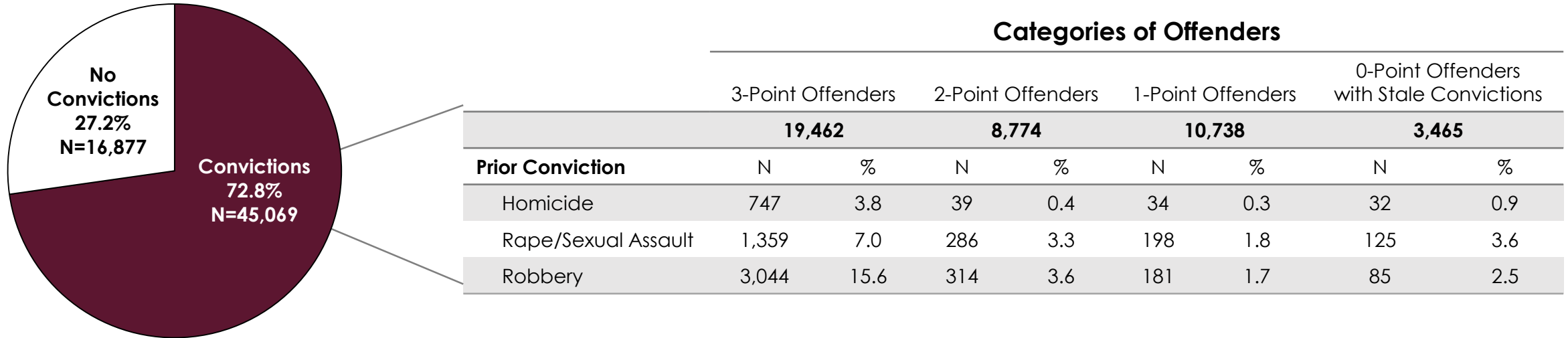
Table 5.
Number of Prior Convictions for Offenders With At Least One 1-Point Conviction*

TOTAL OFFENDERS with conviction/s	26,666
Average No. 1-Point Convictions	2.1
Median (50%)	1

*This analysis includes only offenders with at least one prior 1-point conviction.
SOURCE: U.S. Sentencing Commission FY 2016 Criminal History Datafile. Of the 67,742 cases reported to the Commission, 5,796 were excluded from this analysis due to incomplete information. Cases missing information necessary for analysis were excluded from that analysis.



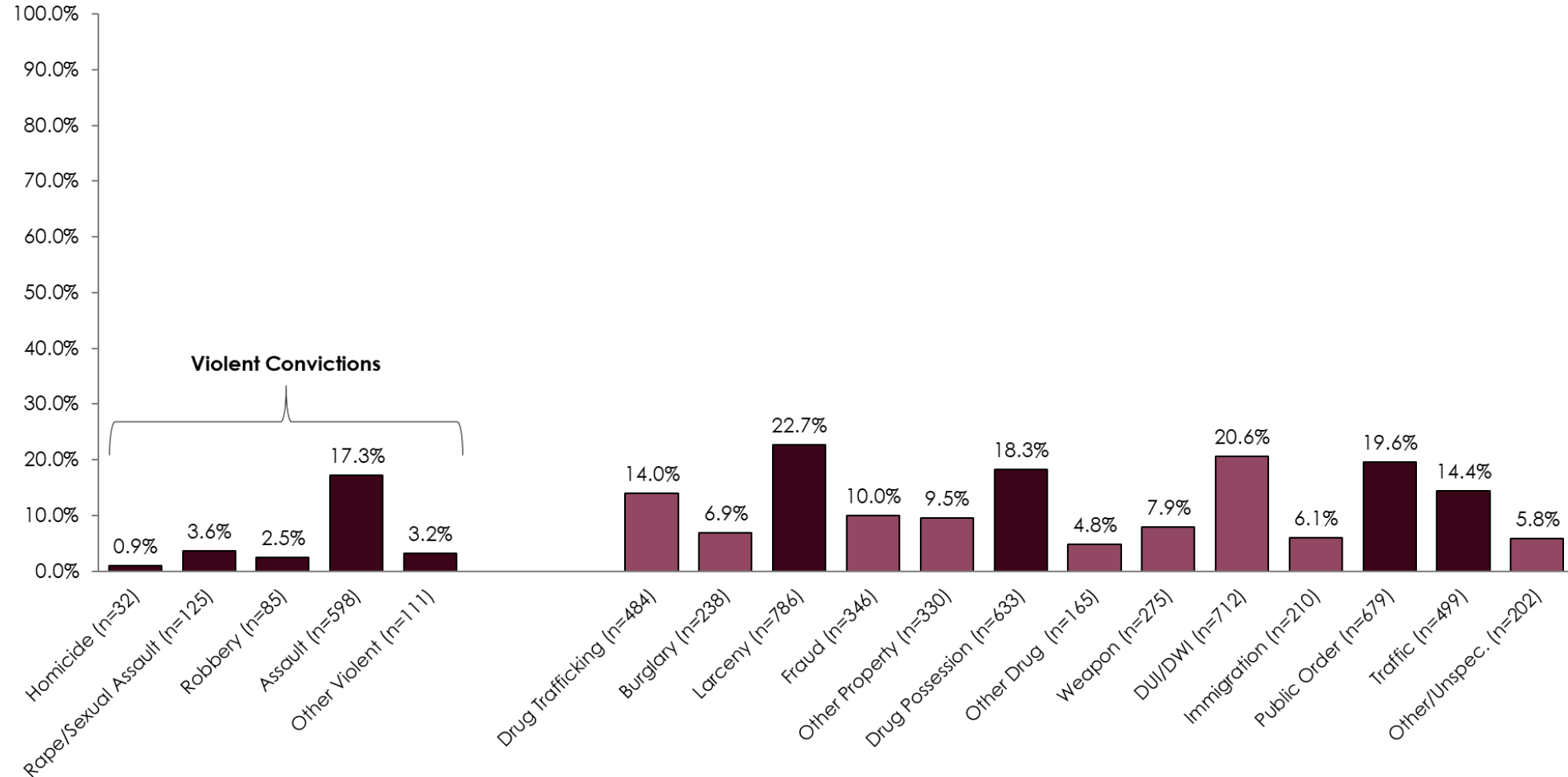
Figure 11.
Types of Prior Convictions by Categories of Offenders*



*This analysis includes only offenders with at least one prior non-petty conviction.
 SOURCE: U.S. Sentencing Commission FY 2016 Criminal History Datafile. Of the 67,742 cases reported to the Commission, 5,796 were excluded from this analysis due to incomplete information. Cases missing information necessary for analysis were excluded from that analysis.



Figure 12.
Type of Prior State Convictions For Offenders With Zero Criminal History Points*



*This analysis includes offenders with at least one state prior conviction.
 SOURCE: U.S. Sentencing Commission FY 2016 Criminal History Datafile. Of the 67,742 cases reported to the Commission, 5,796 were excluded from this analysis due to incomplete information. Cases missing information necessary for analysis were excluded from that analysis.



United States Sentencing Commission
THE CRIMINAL HISTORY OF FEDERAL OFFENDERS
For the full report, visit <https://www.ussc.gov/research/research-reports/criminal-history-federal-offenders>

Table 6.
Offenders with Minor Prior Convictions*

	Minor Convictions (USSG §4A1.2(c)(1) or (2))
TOTAL OFFENDERS	19,626
Average No. Minor Convictions	2.9
Median (50%)	2

*This analysis includes offenders with at least one minor prior conviction.
SOURCE: U.S. Sentencing Commission FY 2016 Criminal History Datafile. Of the 67,742 cases reported to the Commission, 5,796 were excluded from this analysis due to incomplete information. Cases missing information necessary for analysis were excluded from that analysis.



United States Sentencing Commission
THE CRIMINAL HISTORY OF FEDERAL OFFENDERS
For the full report, visit <https://www.ussc.gov/research/research-reports/criminal-history-federal-offenders>

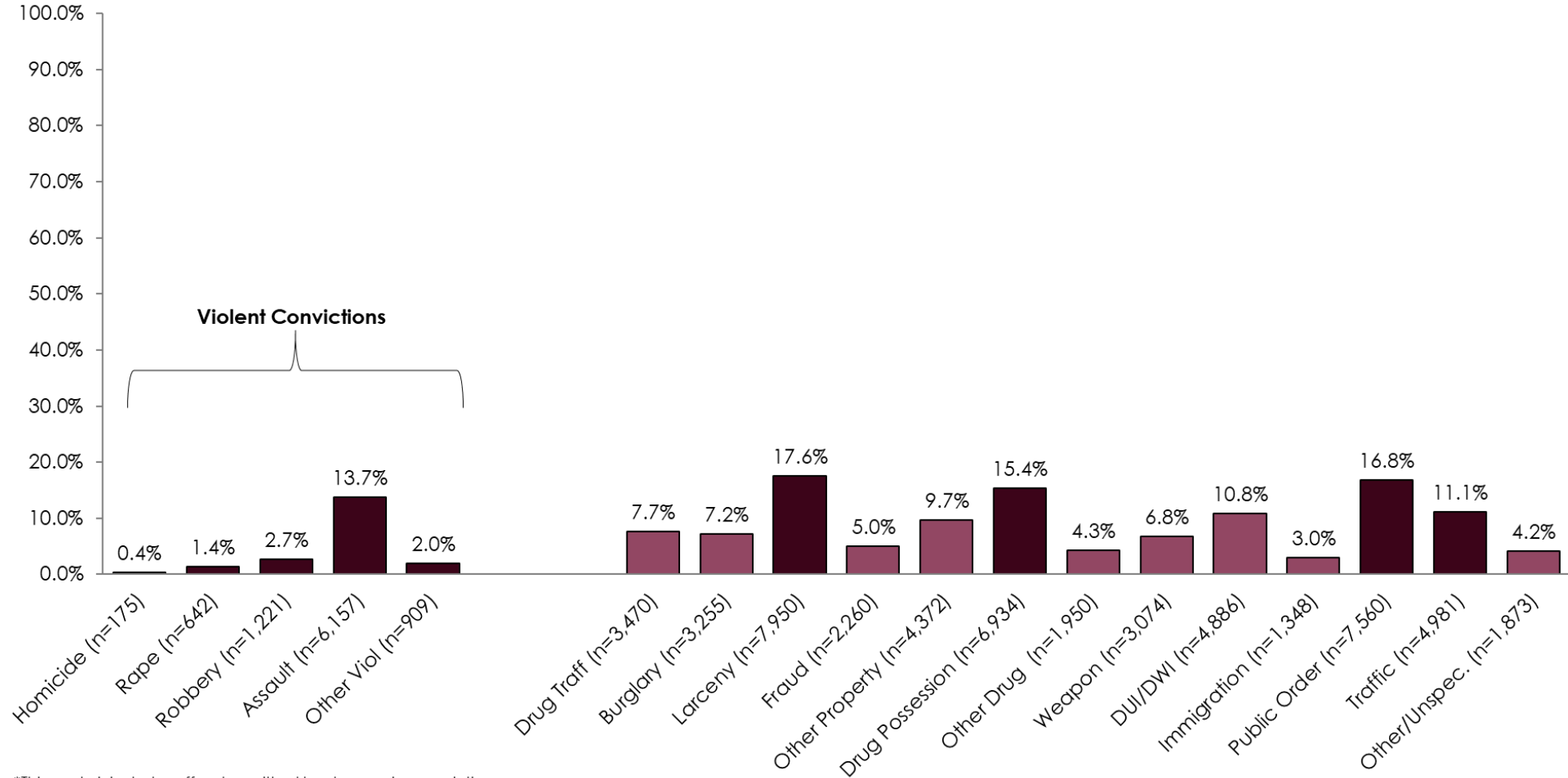
Table 7.
Offenders with State Prior Convictions*

	State Convictions (USSG §4A1.2(e)(3) or (4))
TOTAL OFFENDERS	23,170
Average No. State Convictions	3.7
Median (50%)	2

*This analysis includes offenders with at least one state prior conviction.
SOURCE: U.S. Sentencing Commission FY 2016 Criminal History Datafile. Of the 67,742 cases reported to the Commission, 5,796 were excluded from this analysis due to incomplete information. Cases missing information necessary for analysis were excluded from that analysis.



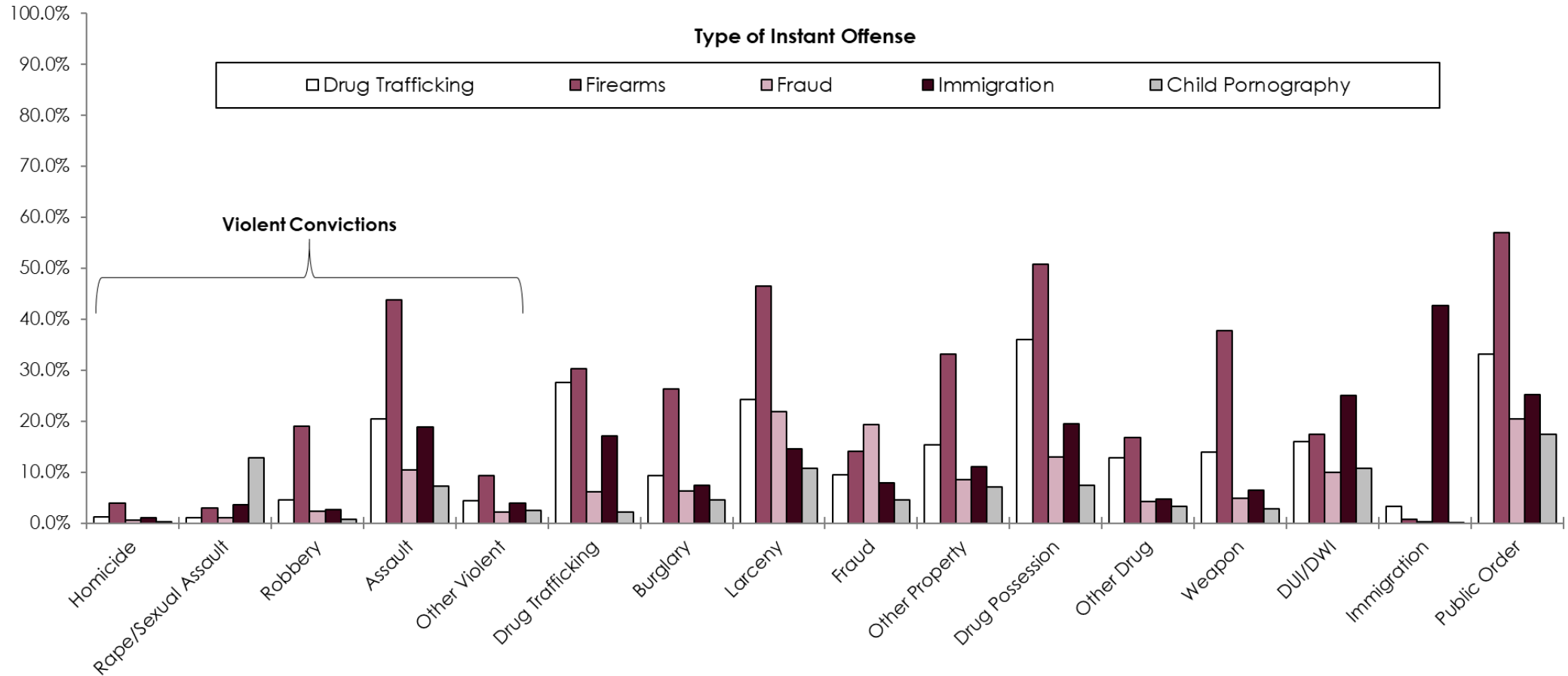
Figure 13.
Types of State Convictions—Offenders With Prior Convictions*



*This analysis includes offenders with at least one prior conviction.
SOURCE: U.S. Sentencing Commission FY 2016 Criminal History Datafile. Of the 67,742 cases reported to the Commission, 5,796 were excluded from this analysis due to incomplete information. Cases missing information necessary for analysis were excluded from that analysis.



Appendix Figure 1.
Types of Prior Convictions by Offenders' Instant Offense*



*Denominator includes offenders without convictions.

SOURCE: U.S. Sentencing Commission FY 2016 Criminal History Datafile. Of the 67,742 cases reported to the Commission, 5,796 were excluded from this analysis due to incomplete information. Cases missing information necessary for analysis were excluded from that analysis.



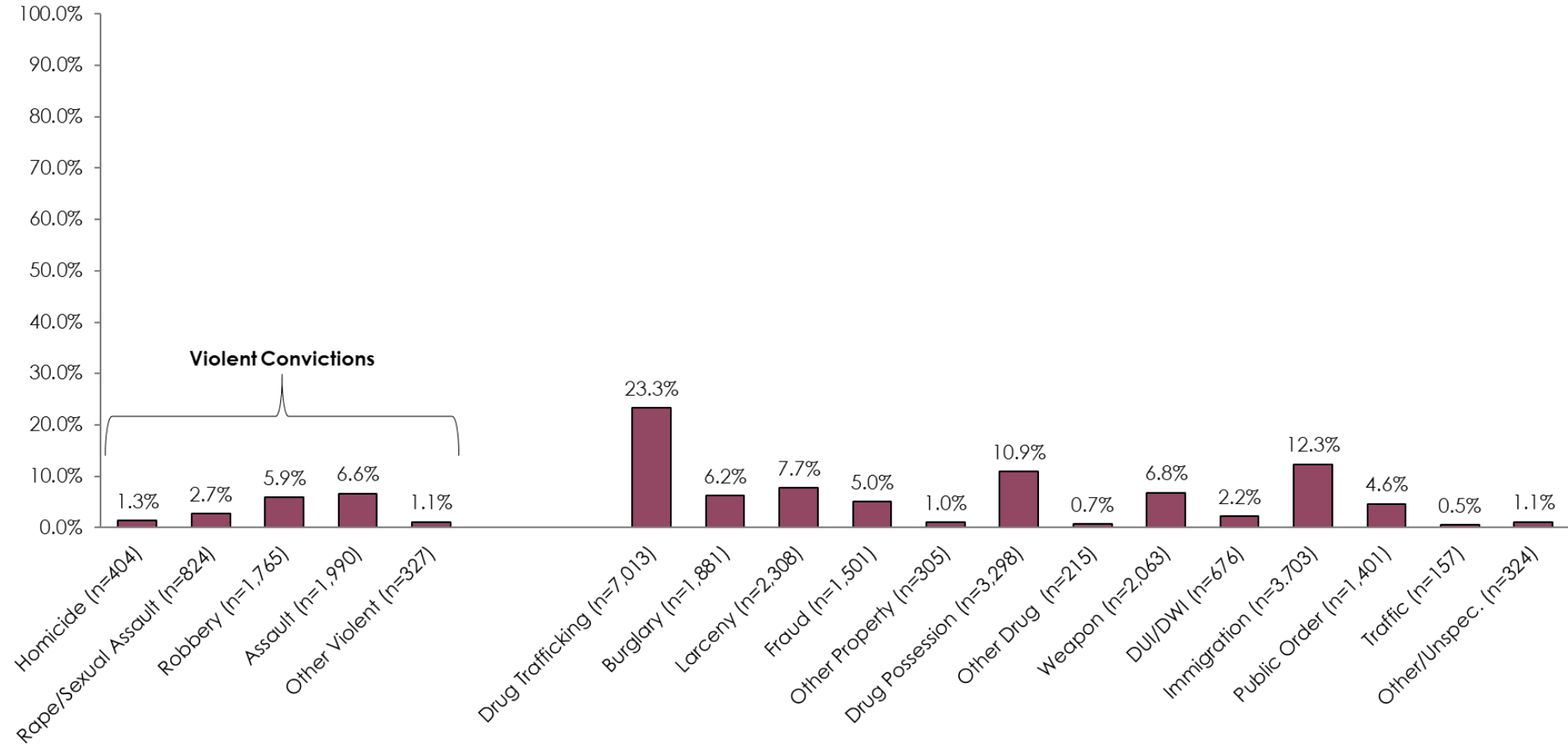
Appendix Table 1.
Types of Prior Convictions by Offenders' Instant Offense*

	Type of Instant Offense				
	Drug Trafficking	Firearms	Fraud	Immigration	Child Pornography
TOTAL OFFENDERS	18,820	6,880	5,974	18,900	1,908
Homicide	1.3%	3.9%	0.6%	1.0%	0.3%
Rape/Sexual Assault	1.0%	3.0%	1.0%	3.6%	12.7%
Robbery	4.6%	19.0%	2.4%	2.7%	0.8%
Assault	20.4%	43.8%	10.5%	18.9%	7.3%
Other Violent	4.3%	9.3%	2.2%	3.9%	2.5%
Drug Trafficking	27.6%	30.4%	6.1%	17.1%	2.2%
Burglary	9.3%	26.3%	6.2%	7.3%	4.6%
Larceny	24.3%	46.5%	21.8%	14.5%	10.8%
Fraud	9.5%	14.1%	19.3%	7.9%	4.6%
Other Property	15.3%	33.2%	8.6%	11.1%	7.0%
Drug Possession	36.1%	50.8%	13.0%	19.5%	7.4%
Other Drug	12.8%	16.8%	4.2%	4.7%	3.4%
Weapon	13.9%	37.8%	4.9%	6.5%	2.8%
DUI/DWI	16.1%	17.4%	9.9%	25.1%	10.7%
Immigration	3.3%	0.7%	0.3%	42.7%	0.2%
Public Order	33.2%	57.0%	20.5%	25.2%	17.4%

*Denominator includes offenders without convictions.
 SOURCE: U.S. Sentencing Commission FY 2016 Criminal History Datafile. Of the 67,742 cases reported to the Commission, 5,796 were excluded from this analysis due to incomplete information. Cases missing information necessary for analysis were excluded from that analysis.



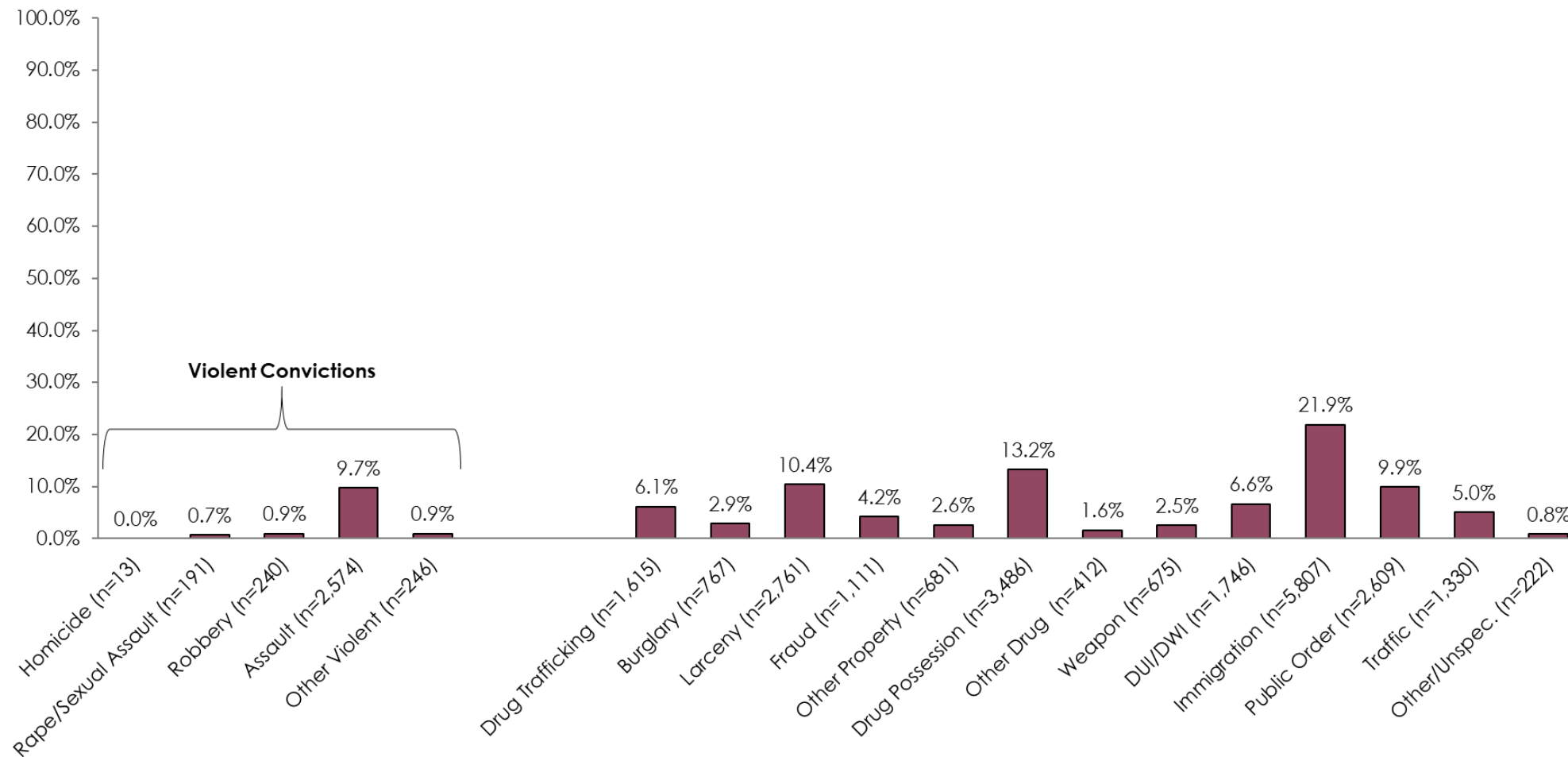
Appendix Figure 2.
Types of Prior Convictions for 3-Point Offenses



SOURCE: U.S. Sentencing Commission FY 2016 Criminal History Datafile. Of the 67,742 cases reported to the Commission, 5,796 were excluded from this analysis due to incomplete information. Cases missing information necessary for analysis were excluded from that analysis.



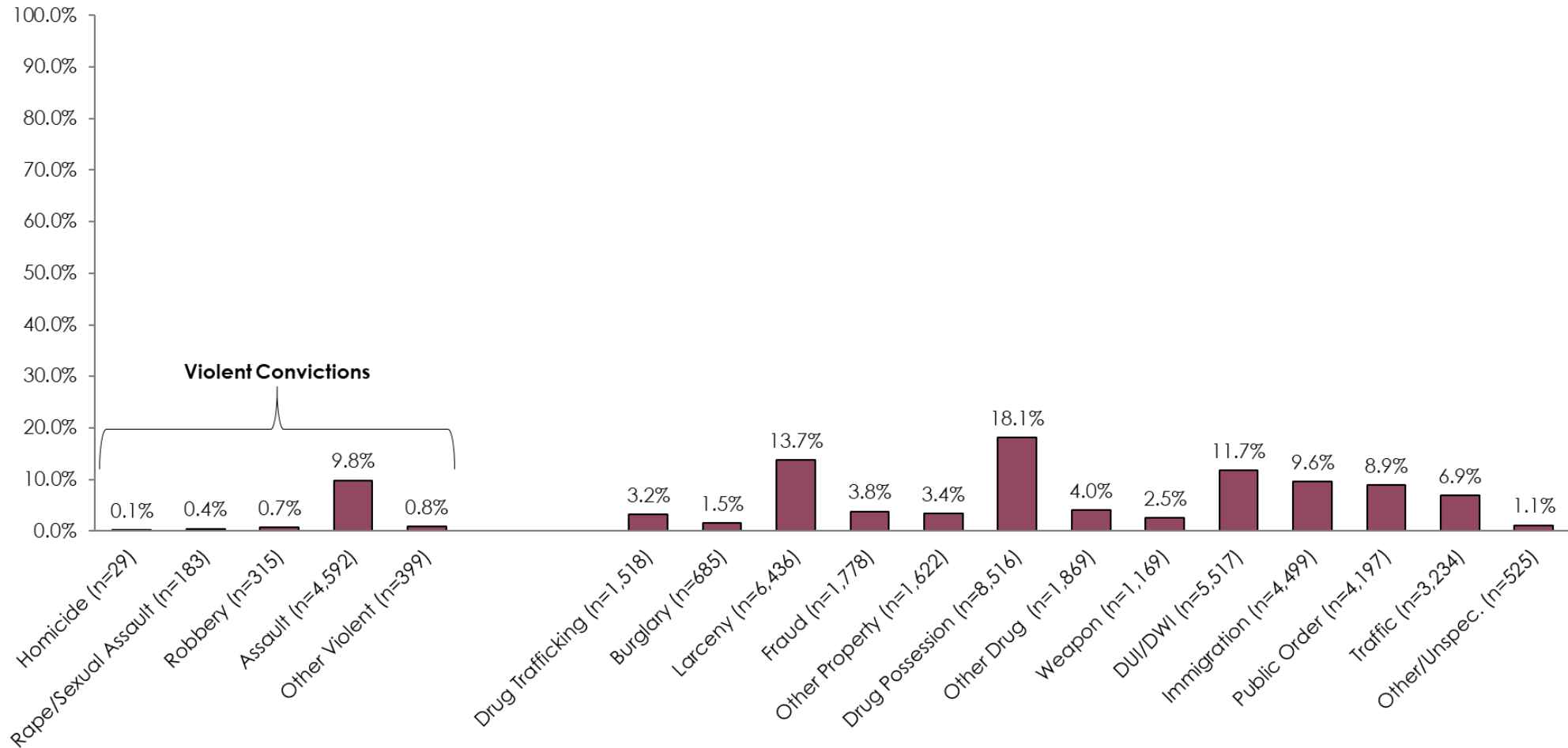
Appendix Figure 3.
Types of Prior Convictions for 2-Point Offenses



SOURCE: U.S. Sentencing Commission FY 2016 Criminal History Datafile. Of the 67,742 cases reported to the Commission, 5,796 were excluded from this analysis due to incomplete information. Cases missing information necessary for analysis were excluded from that analysis.



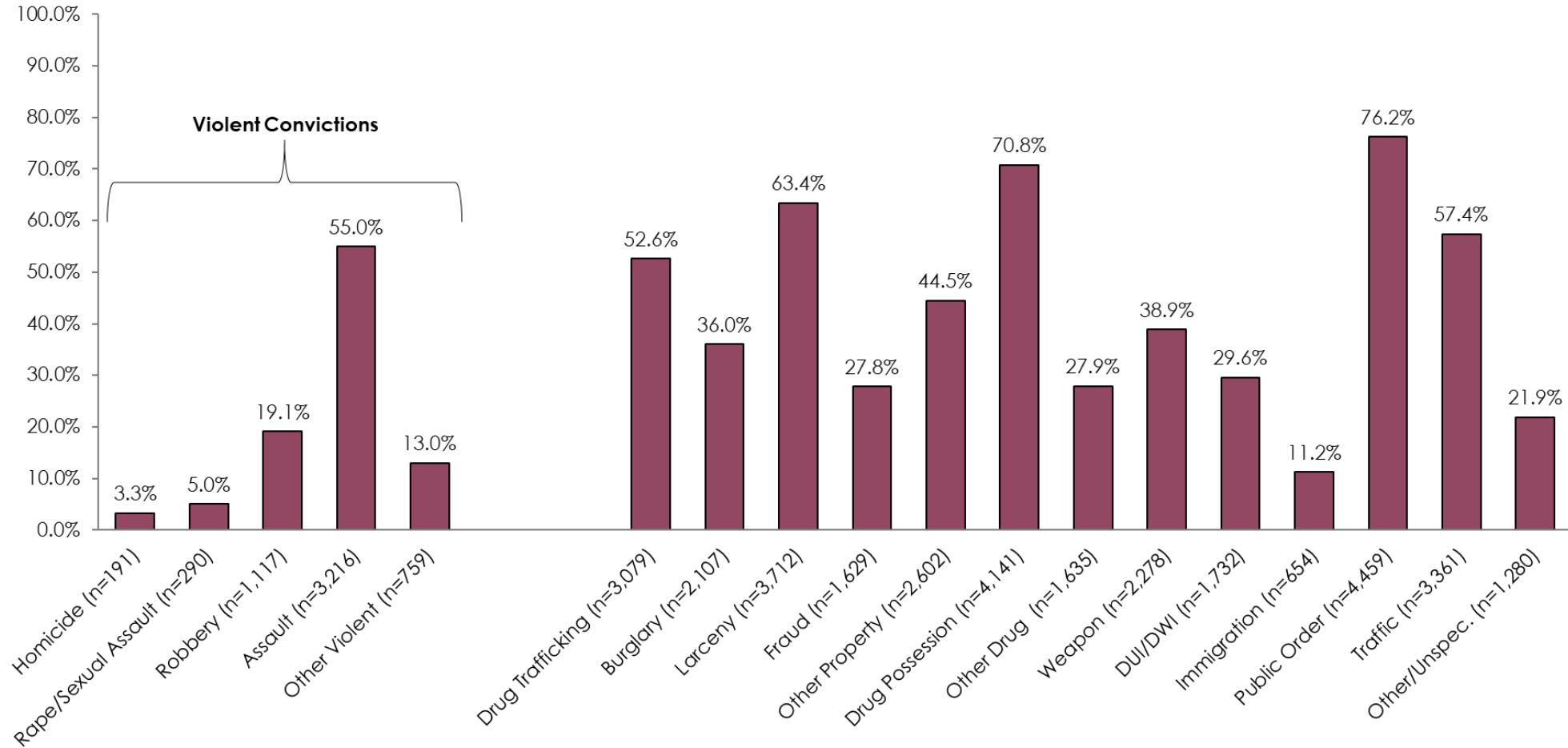
Appendix Figure 4. Types of Prior Convictions for 1-Point Offenses



SOURCE: U.S. Sentencing Commission FY 2016 Criminal History Datafile. Of the 67,742 cases reported to the Commission, 5,796 were excluded from this analysis due to incomplete information. Cases missing information necessary for analysis were excluded from that analysis.



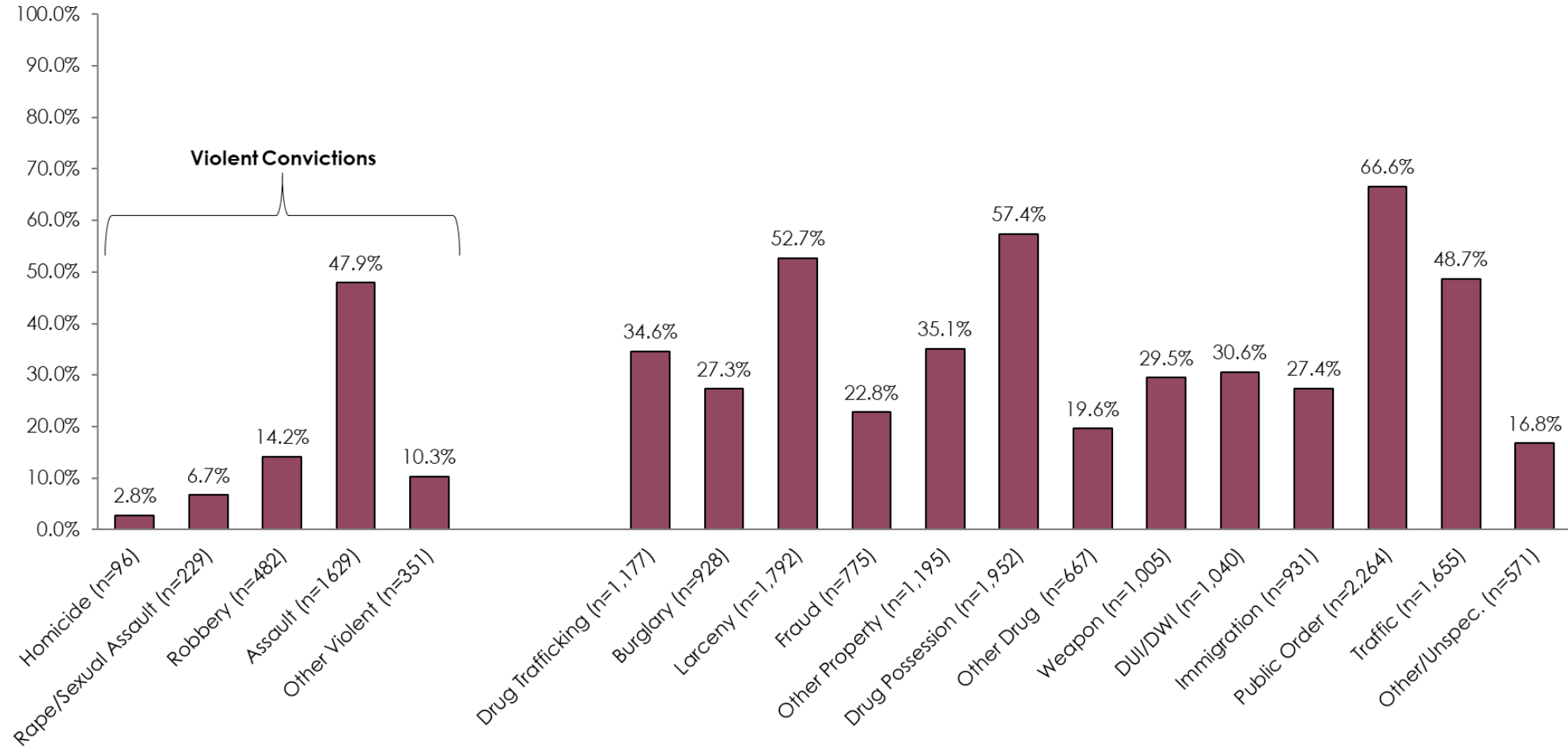
Appendix Figure 5.
Types of Prior Convictions for Offenders in Criminal History Category VI*



*This analysis includes offenders with at least one prior conviction in that offense category.
 SOURCE: U.S. Sentencing Commission FY 2016 Criminal History Datafile. Of the 67,742 cases reported to the Commission, 5,796 were excluded from this analysis due to incomplete information. Cases missing information necessary for analysis were excluded from that analysis.



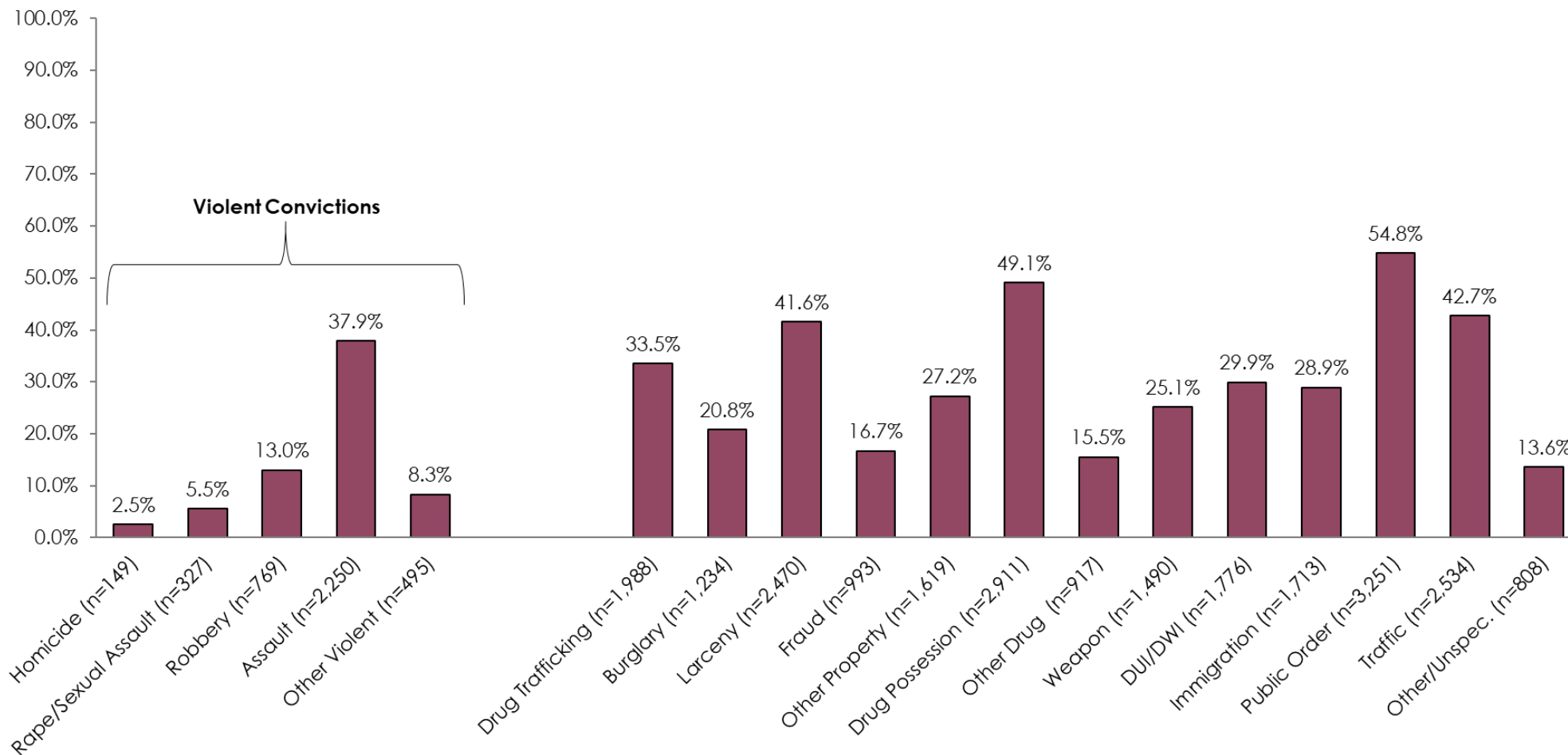
Appendix Figure 6.
Types of Prior Convictions for Offenders in Criminal History Category V*



*This analysis includes offenders with at least one prior conviction in that offense category.
 SOURCE: U.S. Sentencing Commission FY 2016 Criminal History Datafile. Of the 67,742 cases reported to the Commission, 5,796 were excluded from this analysis due to incomplete information. Cases missing information necessary for analysis were excluded from that analysis.



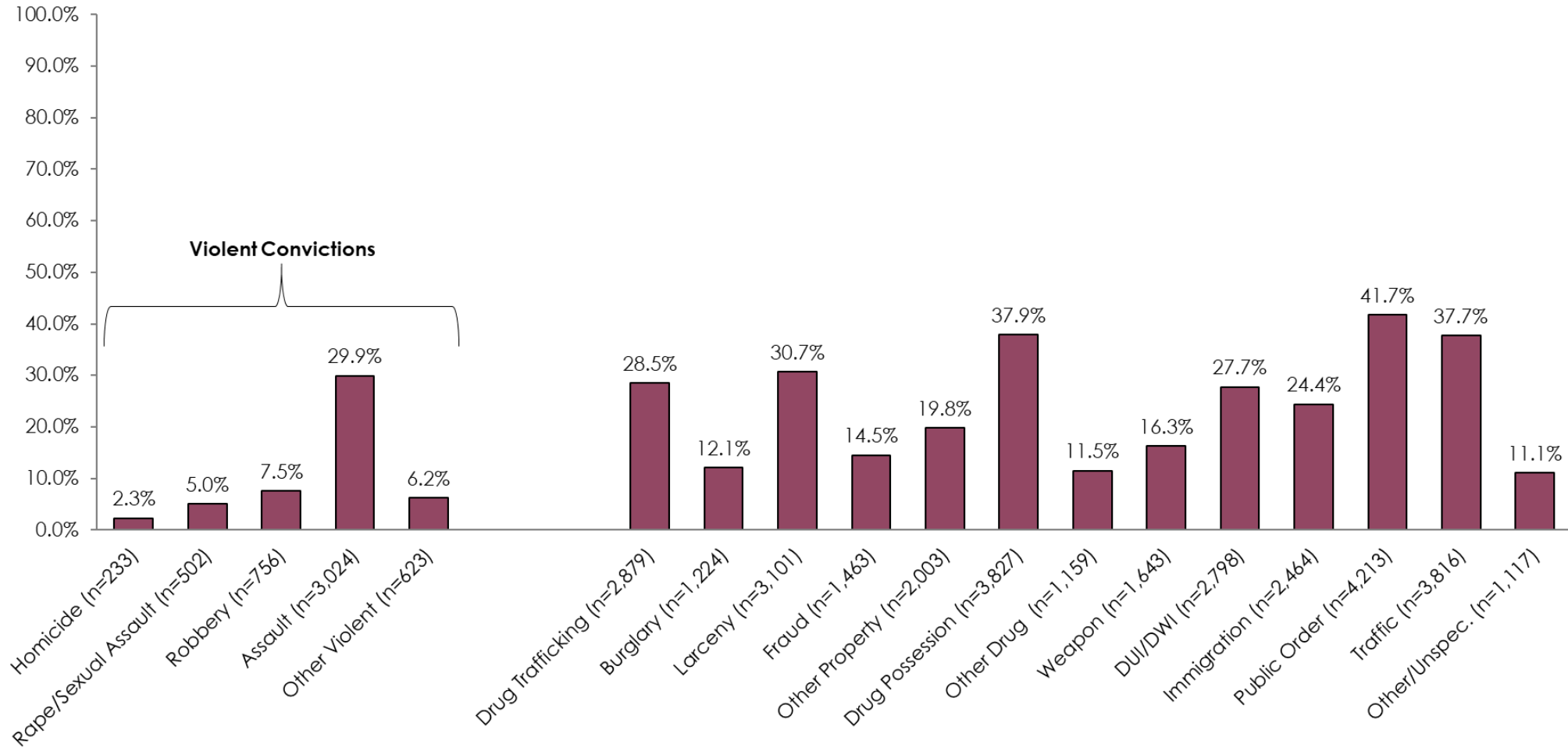
Appendix Figure 7.
Types of Prior Convictions for Offenders in Criminal History Category IV*



*This analysis includes offenders with at least one prior conviction in that offense category.
SOURCE: U.S. Sentencing Commission FY 2016 Criminal History Datafile. Of the 67,742 cases reported to the Commission, 5,796 were excluded from this analysis due to incomplete information. Cases missing information necessary for analysis were excluded from that analysis.



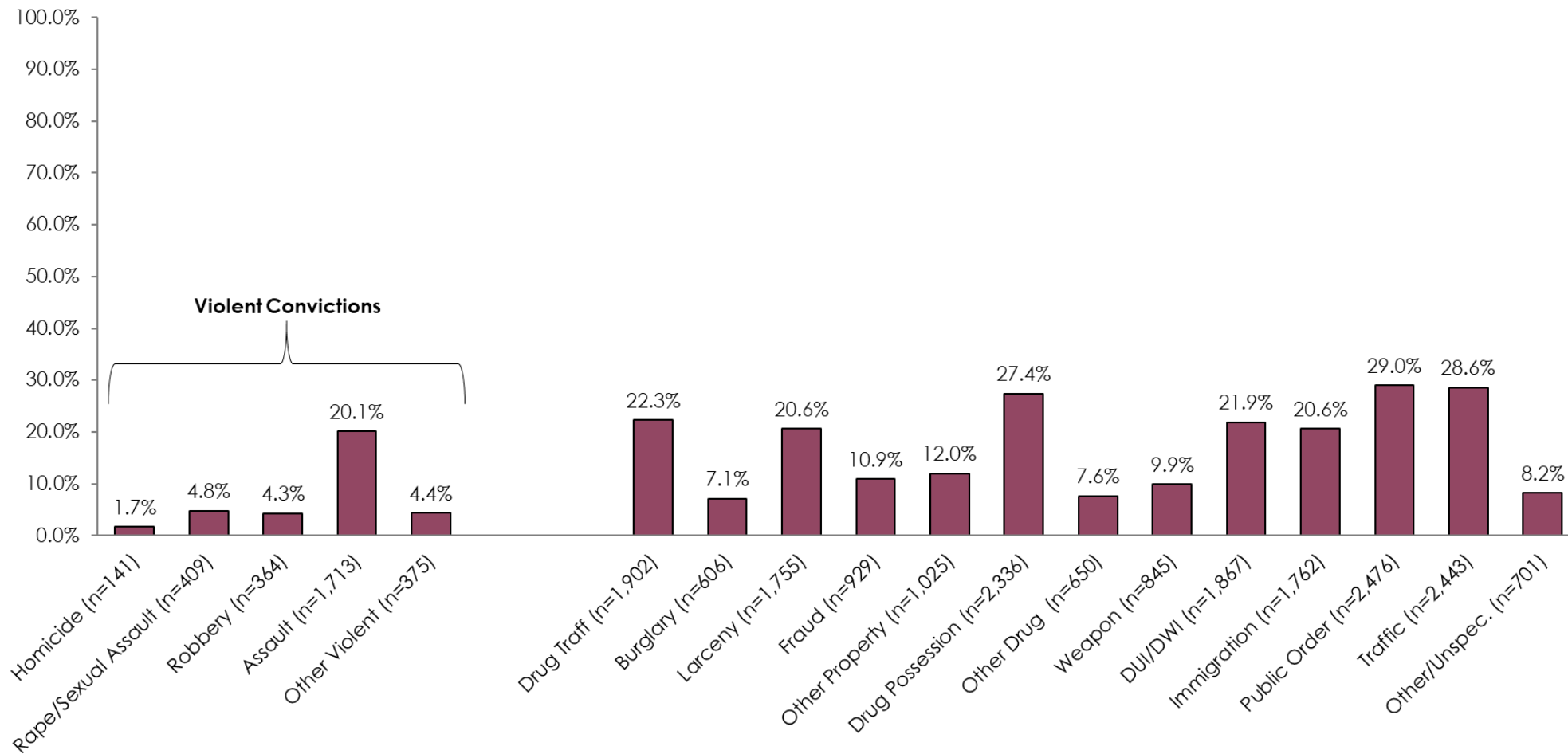
Appendix Figure 8.
Types of Prior Convictions for Offenders in Criminal History Category III*



*This analysis includes offenders with at least one prior conviction in that offense category.
SOURCE: U.S. Sentencing Commission FY 2016 Criminal History Datafile. Of the 67,742 cases reported to the Commission, 5,796 were excluded from this analysis due to incomplete information. Cases missing information necessary for analysis were excluded from that analysis.



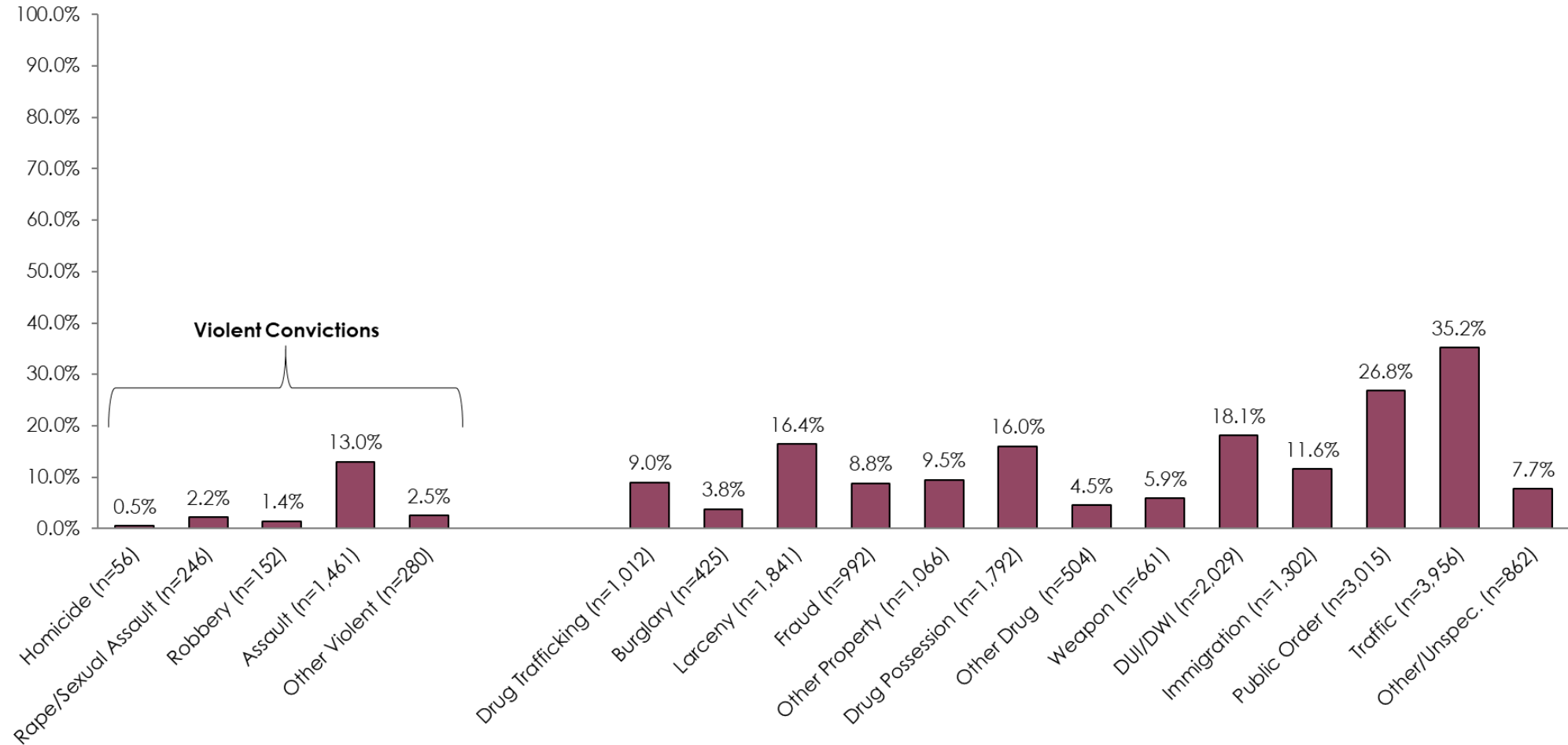
Appendix Figure 9.
Types of Prior Convictions for Offenders in Criminal History Category II*



*This analysis includes offenders with at least one prior conviction in that offense category.
SOURCE: U.S. Sentencing Commission FY 2016 Criminal History Datafile. Of the 67,742 cases reported to the Commission, 5,796 were excluded from this analysis due to incomplete information. Cases missing information necessary for analysis were excluded from that analysis.



Appendix Figure 10.
Types of Prior Convictions for Offenders in Criminal History Category I*



*This analysis includes offenders with at least one prior conviction in that offense category.
SOURCE: U.S. Sentencing Commission FY 2016 Criminal History Datafile. Of the 67,742 cases reported to the Commission, 5,796 were excluded from this analysis due to incomplete information. Cases missing information necessary for analysis were excluded from that analysis.