



Quick Facts

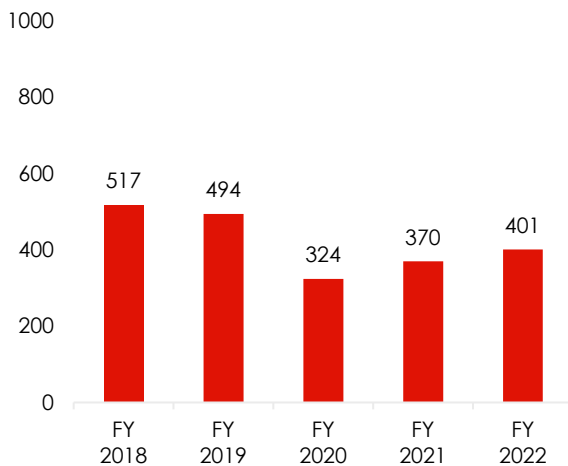


— Tax Fraud Offenses —

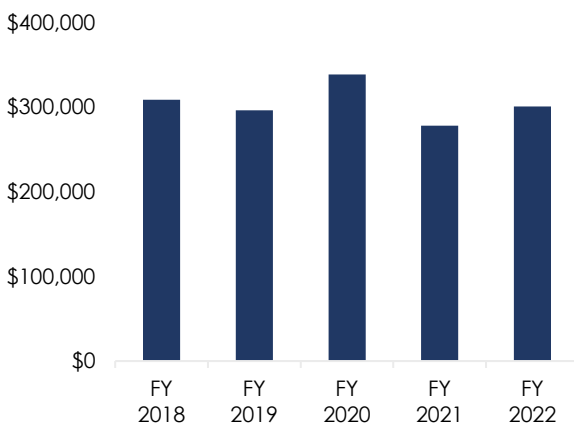
Fiscal Year 2022

- ▶ IN FY 2022, 61,142 CASES WERE REPORTED TO THE U.S. SENTENCING COMMISSION.
- ▶ 401 INVOLVED TAX FRAUD.¹
- ▶ TAX FRAUD OFFENSES HAVE DECREASED BY 22.4% SINCE FY 2018.

Number of Tax Fraud Offenders



Median Loss for Tax Fraud Offenses²



Offender and Offense Characteristics

- 73.0% of tax fraud offenders were men.
- 48.1% were White, 29.1% were Black, 14.0% were Hispanic, and 8.8% were Other races.
- Their average age was 52 years.
- 92.8% were United States citizens.
- 84.0% had little or no prior criminal history (Criminal History Category I).
- The median loss for these offenses was \$301,009;³
 - ◆ 14.4% involved loss amounts of less than \$100,000;
 - ◆ 17.8% involved loss amounts greater than \$1.5 million.
- Sentences were increased for:
 - ◆ using sophisticated means to execute or conceal the offense (11.8%);
 - ◆ a leadership or supervisory role in the offense (6.0%);
 - ◆ abusing a public position of trust or using a special skill (2.8%);
 - ◆ obstructing or impeding the administration of justice (4.8%).
- Sentences were decreased for:
 - ◆ minor or minimal participation in the offense (2.8%).
- The top five districts for tax fraud offenders were:
 - ◆ Southern District of Florida (20);
 - ◆ Southern District of New York (19);
 - ◆ Eastern District of New York (18);
 - ◆ Western District of Pennsylvania (16);
 - ◆ Eastern District of Pennsylvania (15).

Punishment

- The average sentence for tax fraud offenders was 13 months.
- 59.3% were sentenced to prison.
- 0.5% were convicted of an offense carrying a mandatory minimum penalty; of those offenders, none of them were relieved of the penalty.

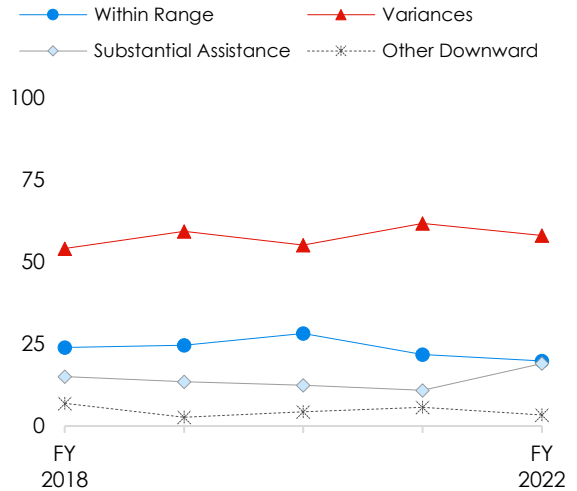


— Tax Fraud Offenses —

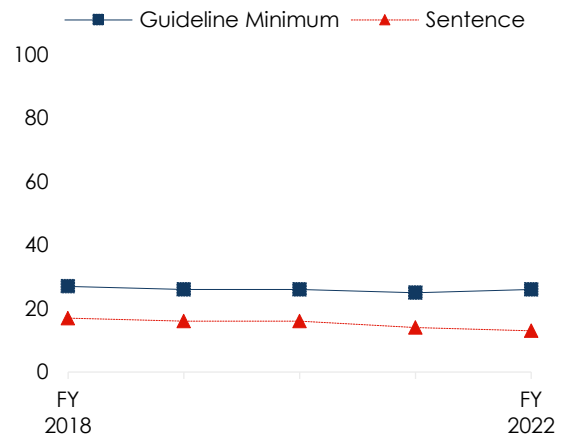
Sentences Relative to the Guideline Range

- Of the 42.0% of tax fraud offenders who were sentenced under the *Guidelines Manual*:
 - ◆ 47.0% were sentenced within the guideline range.
 - ◆ 45.2% received a substantial assistance departure.
 - ◇ Their average sentence reduction was 78.2%.
 - ◆ 7.7% received some other downward departure.
 - ◇ Their average sentence reduction was 68.0%.
- 58.0% received a variance; of those offenders:
 - ◆ 99.6% received a downward variance.
 - ◇ Their average sentence reduction was 69.1%.
 - ◆ 0.4% received an upward variance.⁴
- The average guideline minimum and the average sentence imposed remained steady over the past five years.
 - ◆ The average guideline minimum decreased from 27 months in fiscal year 2018 to 26 months in fiscal year 2022.
 - ◆ The average sentence imposed decreased from 17 months in fiscal year 2018 to 13 months in fiscal year 2022.

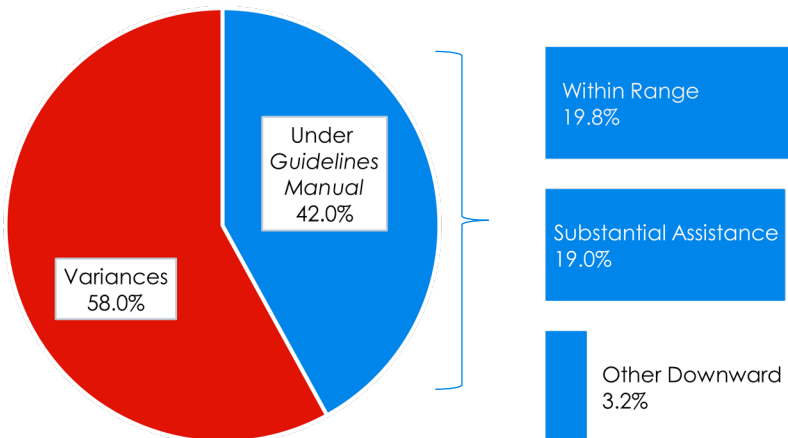
Sentence Relative to the Guideline Range (%)



Average Guideline Minimum and Average Sentence (months)



Sentence Imposed Relative to the Guideline Range FY 2022



¹ Tax fraud offenses include cases in which the offender was sentenced under §2T1.1 or §2T1.4 (Tax Evasion; Willful Failure to File Return, Supply Information, or Pay Tax; Fraudulent or False Returns, Statements, or Other Documents or Aiding, Assisting, Procuring, Counseling, or Advising Tax Fraud).

² Cases with incomplete sentencing information were excluded from the analysis.

³ The Tax Loss Table was amended effective November 1, 2001 and November 1, 2015.

⁴ The Commission does not report the average for categories with fewer than three cases.