



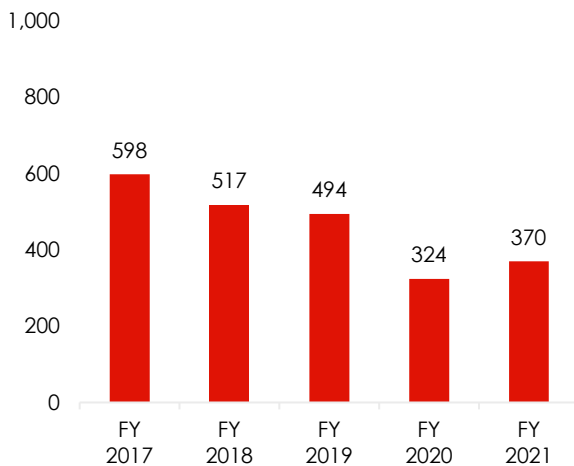
Quick Facts

— Tax Fraud Offenses —

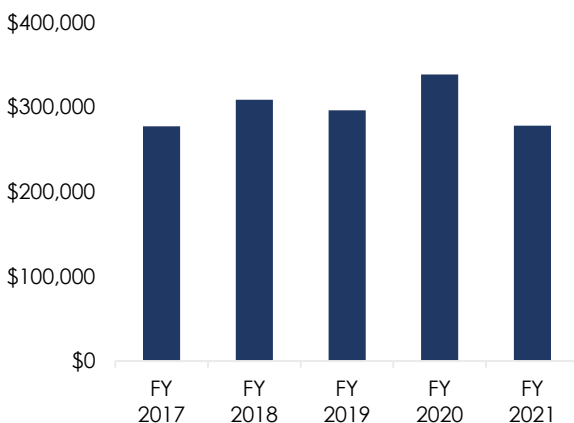
Fiscal Year 2021

- ▶ IN FY 2021, 57,287 CASES WERE REPORTED TO THE U.S. SENTENCING COMMISSION.
- ▶ 370 INVOLVED TAX FRAUD.¹
- ▶ TAX FRAUD OFFENSES HAVE DECREASED BY 38.1% SINCE FY 2017.

Number of Tax Fraud Offenders



Median Loss for Tax Fraud Offenses



Offender and Offense Characteristics²

- 67.9% of tax fraud offenders were men.
- 52.4% were White, 28.3% were Black, 11.1% were Hispanic, and 8.2% were Other races.
- Their average age was 52 years.
- 96.2% were United States citizens.
- 82.1% had little or no prior criminal history (Criminal History Category I).
- The median loss for these offenses was \$278,325;³
 - ◆ 18.4% involved loss amounts of less than \$100,000;
 - ◆ 11.6% involved loss amounts greater than \$1.5 million.
- Sentences were increased for:
 - ◆ using sophisticated means to execute or conceal the offense (11.1%);
 - ◆ a leadership or supervisory role in the offense (7.1%);
 - ◆ abusing a public position of trust or using a special skill (5.7%);
 - ◆ obstructing or impeding the administration of justice (4.3%).
- Sentences were decreased for:
 - ◆ minor or minimal participation in the offense (1.1%).
- The top five districts for tax fraud offenders were:
 - ◆ District of New Jersey (22);
 - ◆ Central District of California (21);
 - ◆ Northern District of Illinois (14);
 - ◆ District of Massachusetts (12);
 - ◆ Southern District of New York (11).

Punishment

- The average sentence for tax fraud offenders was 14 months.
- 63.3% were sentenced to prison.
- 1.6% were convicted of an offense carrying a mandatory minimum penalty; of those offenders, 33.3% were relieved of that penalty.



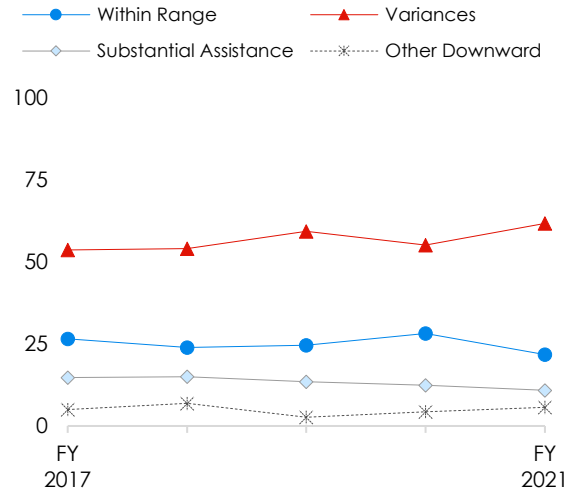
www.USSC.gov
pubaffairs@ussc.gov
@theusscgov

— Tax Fraud Offenses —

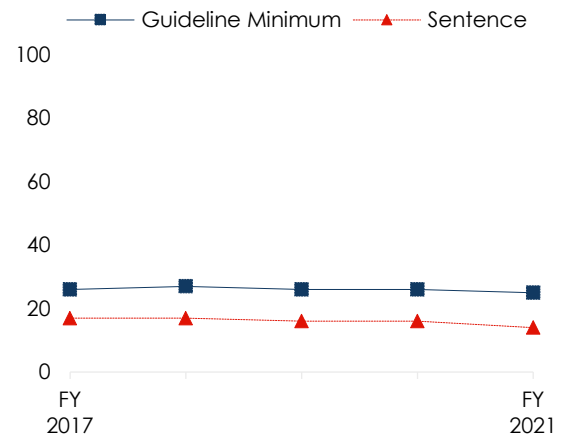
Sentences Relative to the Guideline Range

- Of the 38.3% of tax fraud offenders who were sentenced under the *Guidelines Manual*:
 - ◆ 56.7% were sentenced within the guideline range.
 - ◆ 28.4% received a substantial assistance departure.
 - ◇ Their average sentence reduction was 75.2%.
 - ◆ 14.9% received some other downward departure.
 - ◇ Their average sentence reduction was 65.3%.
- 61.7% received a variance; of those offenders:
 - ◆ 98.7% received a downward variance.
 - ◇ Their average sentence reduction was 65.0%.
 - ◆ 1.3% received an upward variance.
 - ◇ Their average sentence increase was 6.7%.
- The average guideline minimum and average sentence imposed remained steady over the past five years.
 - ◆ The average guideline minimum decreased from 26 months in fiscal year 2017 to 25 months in fiscal year 2021.
 - ◆ The average sentence imposed decreased from 17 months in fiscal year 2017 to 14 months in fiscal year 2021.

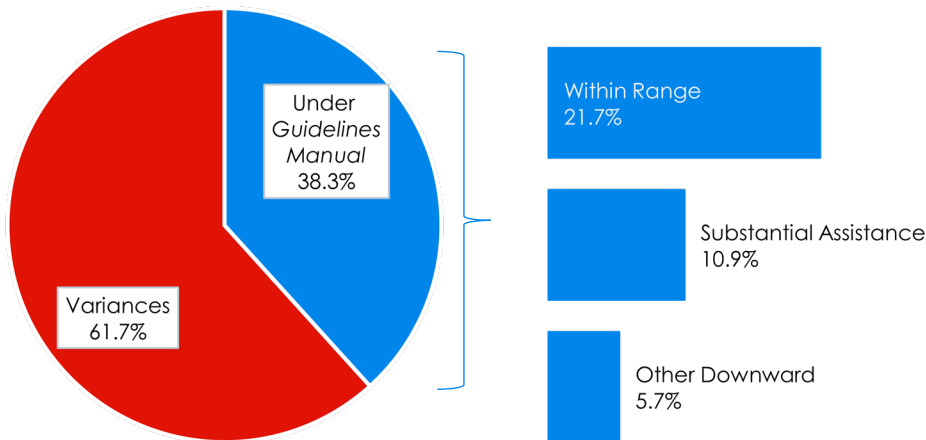
Sentence Relative to the Guideline Range (%)



Average Guideline Minimum and Average Sentence (months)



Sentence Imposed Relative to the Guideline Range FY 2021



¹ Tax fraud offenses include cases in which the offender was sentenced under §2T1.1 or §2T1.4 (Tax Evasion; Willful Failure to File Return, Supply Information, or Pay Tax; Fraudulent or False Returns, Statements, or Other Documents or Aiding, Assisting, Procuring, Counseling, or Advising Tax Fraud).

² Cases with incomplete sentencing information were excluded from the analysis.

³ The Tax Loss Table was amended effective November 1, 2001 and November 1, 2015.