



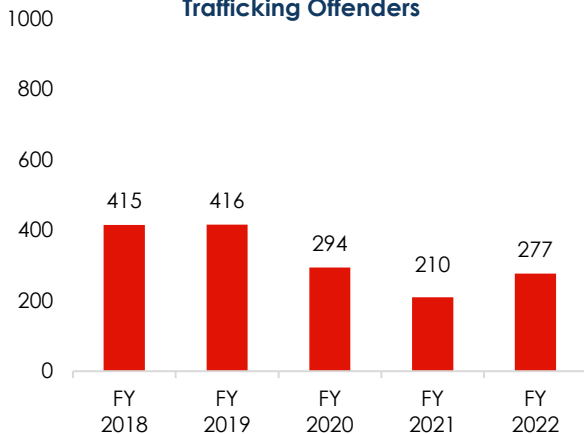
Quick Facts

— Oxycodone Trafficking Offenses —

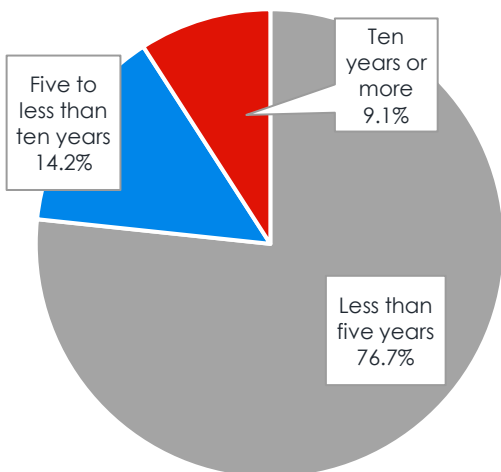
Fiscal Year 2022

- ▶ IN FY 2022, 64,142 CASES WERE REPORTED TO THE U.S. SENTENCING COMMISSION.
- ▶ 20,037 CASES INVOLVED DRUGS.¹
- ▶ 19,851 INVOLVED DRUG TRAFFICKING.²
- ▶ 1.4% OF DRUG TRAFFICKING CASES INVOLVED OXYCODONE.
- ▶ OXYCODONE TRAFFICKING OFFENSES HAVE DECREASED BY 33.3% SINCE FY 2018.

Number of Oxycodone Trafficking Offenders



Sentence Length FY 2022³



Offender and Offense Characteristics

- 70.4% of oxycodone trafficking offenders were men.
- 40.7% were Black, 32.2% were White, 12.8% were Hispanic, and 14.3% were Other races.
- Their average age was 41 years.
- 97.4% were United States citizens.
- 62.4% had little or no prior criminal history (Criminal History Category I); 1.5% were career offenders (§4B1.1).
- The median base offense level in these cases was 26, corresponding to between 1,990 and 3,483 30-milligram instant release pills of oxycodone.
- Sentences were increased for:
 - ◆ possessing a weapon (12.8%);
 - ◆ a leadership or supervisory role in the offense (15.7%).
- Sentences were decreased for:
 - ◆ minor or minimal participation in the offense (10.2%);
 - ◆ meeting the safety valve criteria in the sentencing guidelines (40.1%).
- The top districts for oxycodone trafficking offenders were:
 - ◆ District of North Dakota (45);
 - ◆ Eastern District of Pennsylvania (20);
 - ◆ Middle District of Alabama (18);
 - ◆ Northern District of Ohio (17);
 - ◆ Southern District of New York (16).

Punishment

- The average sentence for oxycodone trafficking offenders was 40 months.
- 79.6% were sentenced to prison.
- Oxycodone trafficking does not carry a mandatory minimum penalty.

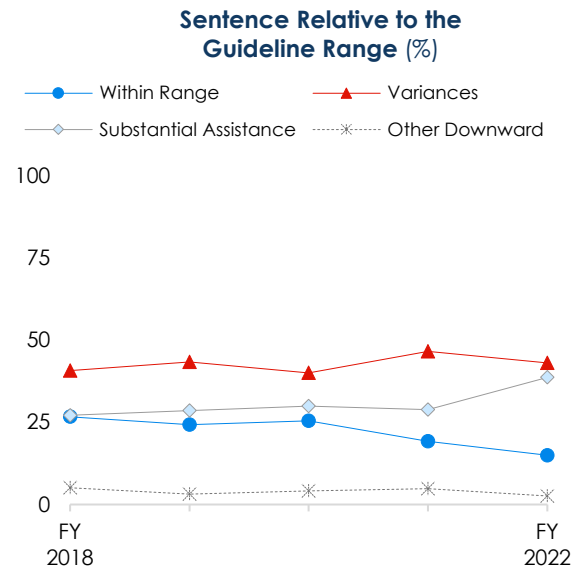


www.ussc.gov
pubaffairs@ussc.gov
@theusscgov

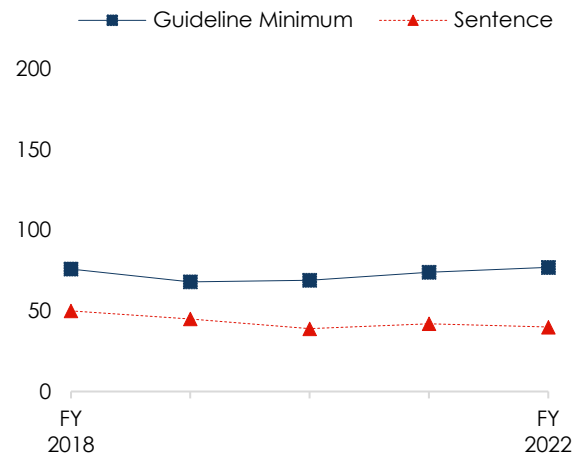
— Oxycodone Trafficking Offenses —

Sentences Relative to the Guideline Range

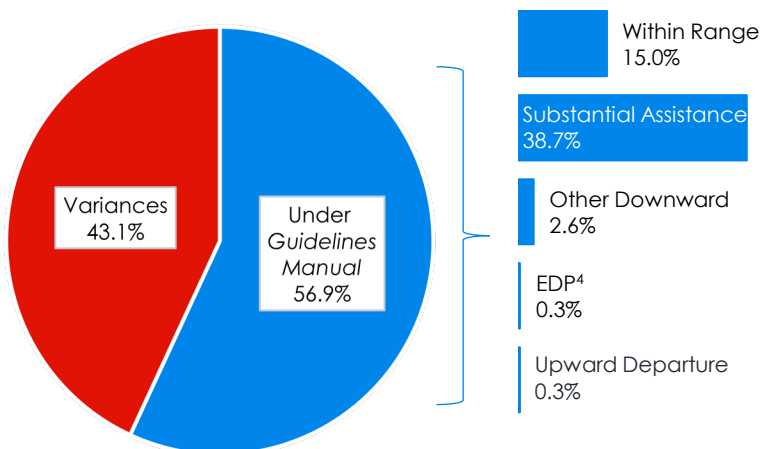
- Of the 56.9% of oxycodone trafficking offenders sentenced under the *Guidelines Manual*:
 - 26.3% were sentenced within the guideline range.
 - 67.9% received a substantial assistance departure.
 - Their average sentence reduction was 76.6%.
 - 4.5% received some other downward departure.
 - Their average sentence reduction was 62.4%.
- 43.1% received a variance; of those offenders:
 - 98.3% received a downward variance.
 - Their average sentence reduction was 59.1%.
 - 1.7% received an upward variance.
- The average guideline minimum increased and average sentence imposed decreased over the past five years.
 - The average guideline minimum increased from 76 months in fiscal year 2018 to 77 months in fiscal year 2022.
 - The average sentence imposed decreased from 50 months in fiscal year 2018 to 40 months in fiscal year 2022.



Average Guideline Minimum and Average Sentence (months)



Sentence Imposed Relative to the Guideline Range FY 2022



1 Drug offenses include cases where offenders were sentenced under USSG Chapter Two, Part D (Drugs). There were 301 oxycodone offenders sentenced under USSG Chapter Two, Part D (Drugs) in FY 2022.

2 Drug Trafficking offenders were sentenced under USSG §§2D1.1 (Drug Trafficking), 2D1.2 (Protected Locations), 2D1.5 (Continuing Criminal Enterprise), 2D1.6 (Use of a Communication Facility), 2D1.8 (Rent/Manage Drug Establishment), 2D1.10 (Endangering Human Life), or 2D1.14 (Narco-Terrorism).

3 Cases with incomplete sentencing information were excluded from the analysis.

4 "Early Disposition Program (or EDP) departures" are departures where the government sought a sentence below the guideline range because the defendant participated in the government's Early Disposition Program, through which cases are resolved in an expedited manner. See USSG §5K3.1.