



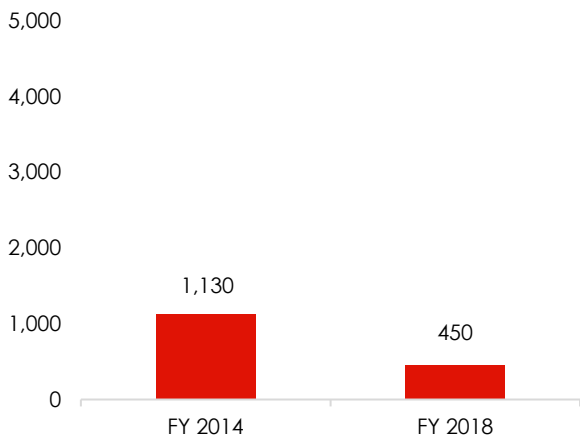
Quick Facts

— Oxycodone Trafficking Offenses —

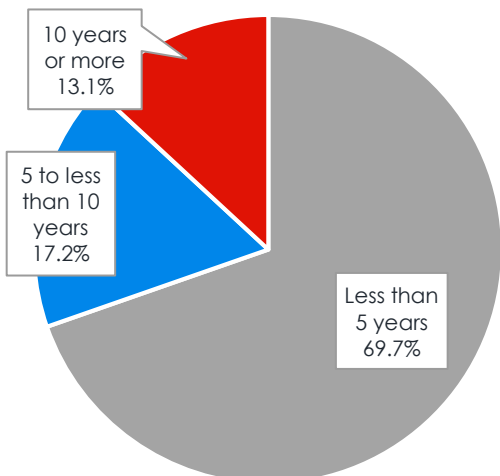
Fiscal Year 2018

- ▶ IN FY 2018, 69,425 CASES WERE REPORTED TO THE U.S. SENTENCING COMMISSION.
- ▶ 18,964 OF THESE INVOLVED DRUG TRAFFICKING.^{1,2}
- ▶ 2.4% OF DRUG TRAFFICKING CASES INVOLVED OXYCODONE.
- ▶ OXYCODONE TRAFFICKING OFFENDERS HAVE DECREASED BY 60.2% SINCE FY 2014.

Number of Oxycodone Trafficking Offenders



Sentence Length FY 2018



Offender and Offense Characteristics

- 72.3% of oxycodone trafficking offenders were men.
- 50.6% of oxycodone trafficking offenders were White, 33.2% were Black, 10.8% were Hispanic, and 5.4% were Other races.
- Their average age was 41 years.
- 96.6% were United States citizens.
- 50.5% had little or no prior criminal history (Criminal History Category I); 4.4% were Career Offenders (§4B1.1).
- The median Base Offense Level in these cases was 24, corresponding to between 498 and 1,990 30-milligram instant release pills of oxycodone.
- Sentences were increased for:
 - ◆ possessing a weapon (13.6%);
 - ◆ having a leadership/supervisory role in the offense (14.6%).
- Sentences were decreased for:
 - ◆ having minor or minimal participation in the offense (9.2%);
 - ◆ meeting the safety valve criteria in the sentencing guidelines (26.0%).
- The top six districts for oxycodone trafficking offenders were:
 - ◆ Eastern District of Pennsylvania (30);
 - ◆ Eastern District of Kentucky (26);
 - ◆ Northern District of West Virginia (19);
 - ◆ District of South Carolina (17);
 - ◆ Eastern District of Michigan (16);
 - ◆ Southern District of New York (16).

Punishment

- The average sentence for oxycodone trafficking offenders was 50 months.
- 86.7% were sentenced to prison.
- Oxycodone trafficking does not carry a mandatory minimum penalty.



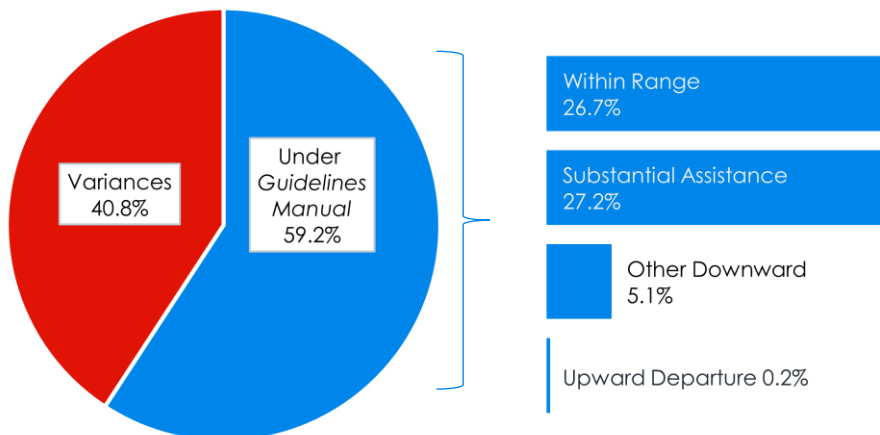
www.ussc.gov
pubaffairs@ussc.gov
@theusscgov

— Oxycodone Trafficking Offenses —

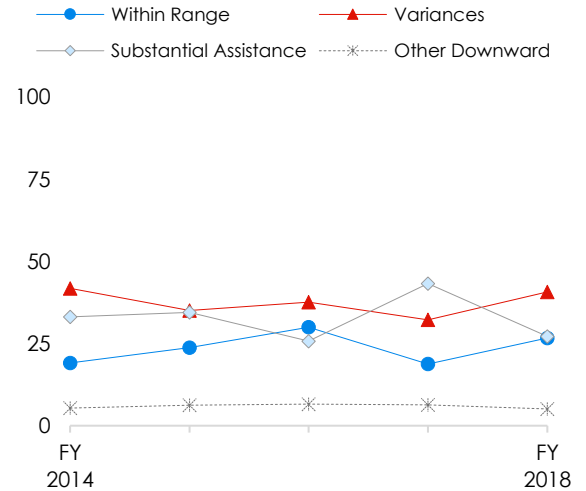
Sentences Relative to the Guideline Range

- Of the 59.2% of oxycodone trafficking offenders sentenced under the *Guidelines Manual*:
 - 45.1% were sentenced within the guideline range.
 - 45.9% received a substantial assistance departure.
 - Their average sentence reduction was 70.4%.
 - 8.6% received some other downward departure.
 - Their average sentence reduction was 47.2%.
- 40.8% received a variance; of those offenders:
 - 98.2% received a below range variance.
 - Their average sentence reduction was 48.1%.
 - 1.8% received an above range variance.
 - Their average sentence increase was 6.3%.
- The average guideline minimum and the sentence imposed has remained relatively steady over the past five years.
 - The average guideline minimum decreased from 80 months in fiscal year 2014 to 76 months in fiscal year 2018.
 - The average sentence imposed increased from 49 months in fiscal year 2014 to 50 months in fiscal year 2018.

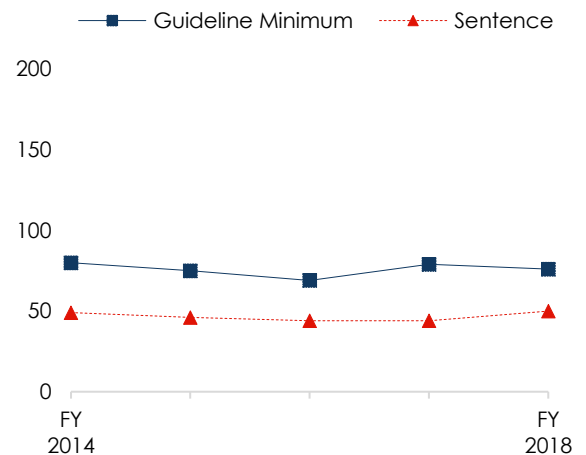
Sentence Imposed Relative to the Guideline Range FY 2018



Sentence Relative to the Guideline Range (%)



Average Guideline Minimum and Average Sentence (months)



¹ Drug trafficking offenses include cases where offenders were sentenced under USSG Chapter Two, Part D (Drugs).

² Offenders were sentenced under USSG §§2D1.1 (Drug Trafficking), 2D1.2 (Protected Locations), 2D1.5 (Continuing Criminal Enterprise), 2D1.6 (Use of a Communication Facility), 2D1.8 (Rent/Manage Drug Establishment), 2D1.10 (Endangering Human Life), or 2D1.14 (Narco-Terrorism). Cases with incomplete sentencing information were excluded from the analysis.