



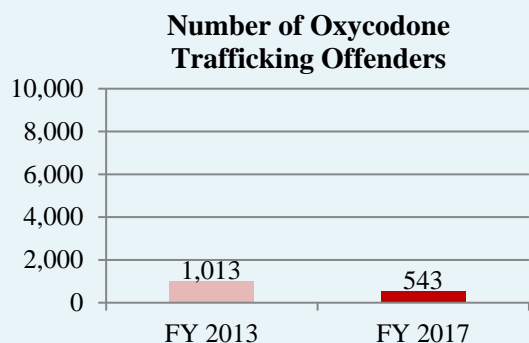
Quick Facts

▶ THERE WERE 66,873 CASES REPORTED TO THE UNITED STATES SENTENCING COMMISSION IN FISCAL YEAR 2017.

▶ OF THESE CASES, 19,240 INVOLVED DRUG TRAFFICKING.¹

▶ 2.8% OF DRUG TRAFFICKING OFFENSES INVOLVED OXYCODONE.

Oxycodone Trafficking Offenses



In fiscal year 2017, there were 543 oxycodone trafficking offenders, who accounted for 2.8% of all offenders sentenced under the drug trafficking guidelines. The number of oxycodone offenders has decreased by almost half (47.8%) since fiscal year 2014 when there were 1,040 such offenders.²

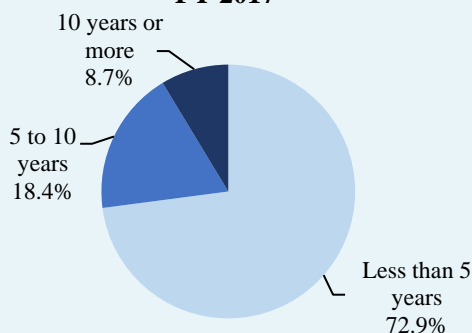
Top Five Districts Oxycodone Trafficking Offenders FY 2017

Eastern District of Pennsylvania (N=76)
Southern District of New York (N=38)
Eastern District of Kentucky (N=32)
Eastern District of Arkansas (N=30)
District of South Carolina (N=24)

Offender and Offense Characteristics

- In fiscal year 2017, approximately three-quarters of oxycodone trafficking offenders were men (73.7%).
- Almost 45 percent of oxycodone trafficking offenders were White (44.4%) followed by Black (38.5%), Hispanic (12.0%), and Other Races (5.2%).
- The average age of these offenders at sentencing was 42 years.
- Nearly all oxycodone trafficking offenders were United States citizens (96.3%).
- Half (50.6%) of oxycodone trafficking offenders had little or no prior criminal history (*i.e.*, assigned to Criminal History Category I) while 4.1% were Career Offenders (§4B1.1).
- The median Base Offense Level in these cases was 26. This corresponds to a quantity of drugs between 1,990 and 3,483 30-milligram instant release pills.
- Oxycodone trafficking sentences were increased for:
 - ◆ 10.5% of offenders because the offense involved the possession of a weapon;
 - ◆ 16.0% of offenders for having a leadership or supervisory role in the offense.
- Oxycodone trafficking sentences were decreased for:
 - ◆ 7.2% of offenders because they were a minor or minimal participant in the offense;
 - ◆ 27.8% of offenders because they met the safety valve criteria in the sentencing guidelines.

Sentence Length of Oxycodone Trafficking Offenders FY 2017



Punishment

- Most oxycodone trafficking offenders were sentenced to imprisonment (87.1%).
- The average sentence for oxycodone trafficking offenders was 44 months.
- There is no mandatory minimum penalty for illegally trafficking oxycodone.

¹ Drug trafficking offenses include cases with complete guideline application information in which the offender was sentenced under USSG §§2D1.1 (Drug Trafficking), 2D1.2 (Protected Locations), 2D1.5 (Continuing Criminal Enterprise), 2D1.6 (Use of a Communication Facility), 2D1.8 (Rent/Manage Drug Establishment), 2D1.10 (Endangering Human Life), or 2D1.14 (Narco-Terrorism).

² Data not depicted in bar chart.

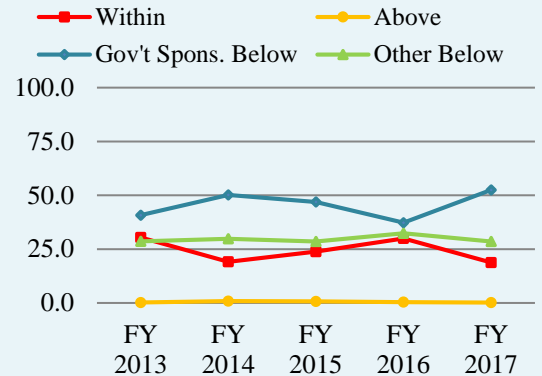
Quick Facts

Oxycodone Trafficking Offenses

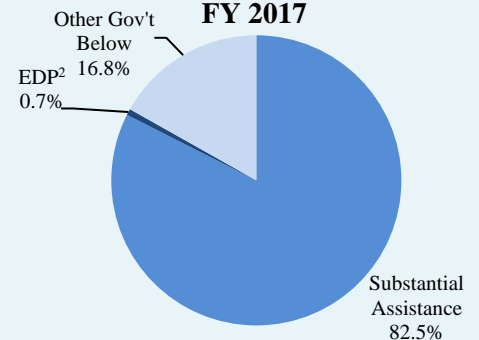
Sentences Relative to the Guideline Range

- After decreasing from fiscal year 2013 to fiscal year 2014, the rate of within range sentences for oxycodone trafficking increased from fiscal years 2014 through 2016. However, the within-range rate decreased substantially in fiscal year 2017, dropping from 30.0% in fiscal year 2016 to 18.8%.
- In contrast, the rate of government sponsored below range sentences for oxycodone trafficking offenders increased substantially in fiscal year 2017 after decreasing in recent years. The government sponsored below range rate in fiscal year 2017 was 52.5%.
 - ◆ Substantial assistance departures were granted for approximately one-third of offenders in fiscal year 2013 through 2015 but were granted for only a quarter of offenders in fiscal year 2016. In fiscal year 2017, this rate increased to 43.3%
 - ◇ In fiscal year 2017, these offenders received an average reduction in their sentence of 63.0%.
 - ◆ In each of the last five years, Early Disposition Program (EDP) departures³ were rarely granted for oxycodone trafficking offenders.
 - ◆ The rate of oxycodone trafficking offenders receiving a below range sentence sponsored by the government for reasons other than substantial assistance or participation in an EDP peaked at 16.8% in fiscal year 2014 before decreasing each year thereafter. In fiscal year 2017, the rate was 8.8%.
 - ◇ In fiscal year 2017, these offenders received an average reduction in their sentence of 54.1%.
- The rate of non-government sponsored below range sentences for oxycodone traffickers has remained relatively stable over the past five years, ranging from a low of 28.5% in fiscal year 2015 to a high of 32.4% in fiscal year 2016. In fiscal year 2017, the rate of non-government sponsored below range sentences for oxycodone traffickers was 28.6%.
 - ◆ In fiscal year 2017, these offenders received an average reduction in their sentence of 51.0%.
- The average guideline minimum for oxycodone trafficking has fluctuated over the past five years while average sentences have generally decreased.
 - ◆ The average guideline minimum decreased from 80 months in fiscal year 2014 to 69 months in fiscal year 2016 before increasing to 79 months in fiscal year 2017;
 - ◆ The average sentence imposed decreased from 53 months in fiscal year 2013 to 44 months in fiscal years 2016 and 2017.


Sentence Relative to the Guideline Range



Government Sponsored Below Range Sentences FY 2017



Average Sentence and Average Guideline Minimum (in months)



³ "Early Disposition Program (or EDP) departures" are departures where the government sought a sentence below the guideline range because the defendant participated in the government's Early Disposition Program, through which cases are resolved in an expedited manner. See USSG §5K3.1.

