



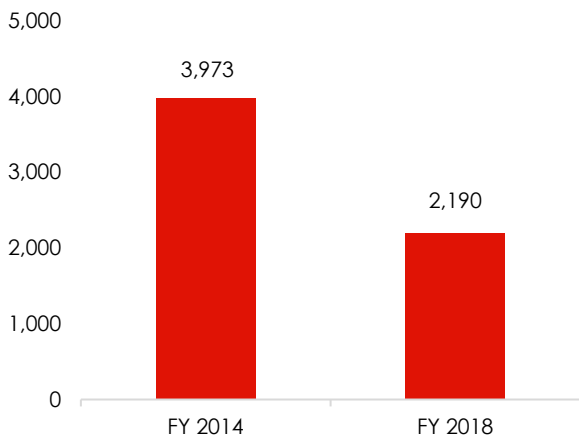
Quick Facts

— Marijuana Trafficking Offenses —

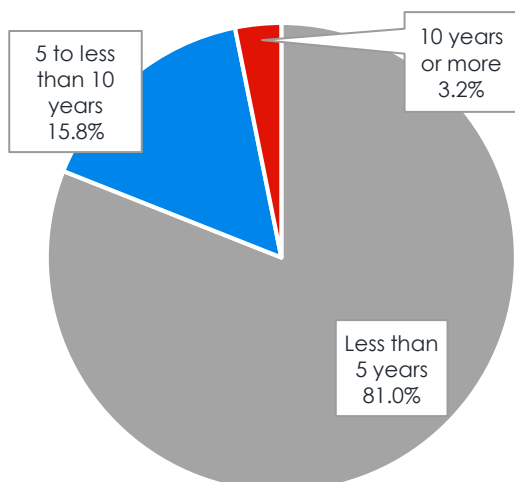
Fiscal Year 2018

- ▶ IN FY 2018, 69,425 CASES WERE REPORTED TO THE U.S. SENTENCING COMMISSION.
- ▶ 18,964 OF THESE INVOLVED DRUG TRAFFICKING.^{1,2}
- ▶ 11.5% OF DRUG TRAFFICKING CASES INVOLVED MARIJUANA.
- ▶ MARIJUANA TRAFFICKING OFFENDERS HAVE DECREASED BY 44.9% SINCE FY 2014.

Number of Marijuana Trafficking Offenders



Sentence Length FY 2018



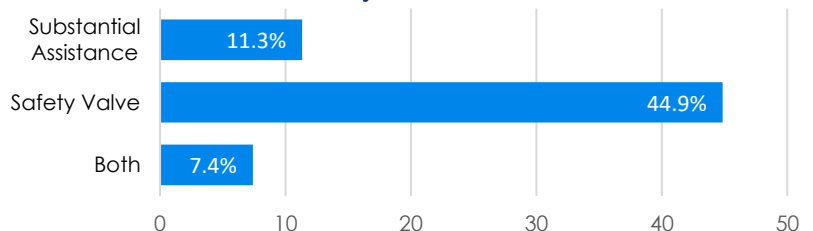
Offender and Offense Characteristics

- 86.8% of marijuana trafficking offenders were men.
- 71.9% of marijuana trafficking offenders were Hispanic, 12.3% were Black, 11.5% were White, and 4.3% were Other races.
- Their average age was 33 years.
- 53.3% were United States citizens.
- 61.1% had little or no prior criminal history (Criminal History Category I); 2.2% were Career Offenders (§4B1.1).
- The median Base Offense Level in these cases was 20, corresponding to between 60 and 80 kilograms of marijuana.
- Sentences were increased for:
 - ◆ possessing a weapon (11.4%);
 - ◆ having a leadership/supervisory role in the offense (4.2%).
- Sentences were decreased for:
 - ◆ having minor or minimal participation in the offense (41.9%);
 - ◆ meeting the safety valve criteria in the sentencing guidelines (48.3%).
- The top five districts for marijuana trafficking offenders were:
 - ◆ Western District of Texas (613);
 - ◆ District of Arizona (375);
 - ◆ Southern District of Texas (336);
 - ◆ District of New Mexico (107);
 - ◆ Eastern District of California (51).

Punishment

- The average sentence for marijuana trafficking offenders was 29 months.
- 91.1% were sentenced to prison.
- 31.8% were convicted of an offense carrying a mandatory minimum penalty; of those offenders, 63.6% were relieved of that penalty.

Means of Relief from Mandatory Minimum Penalty for Marijuana Traffickers





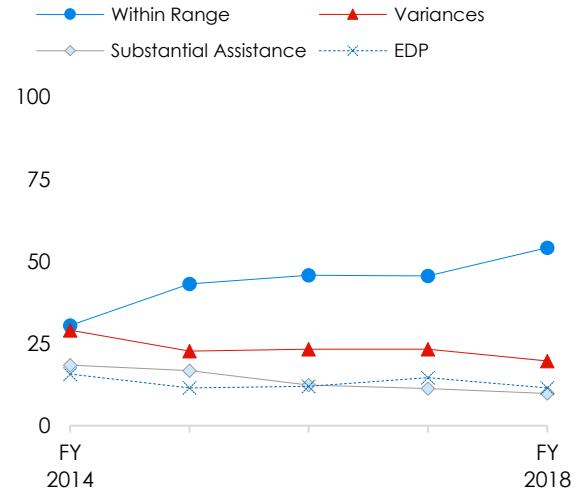
www.ussc.gov
pubaffairs@ussc.gov
@theusscgov

— Marijuana Trafficking Offenses —

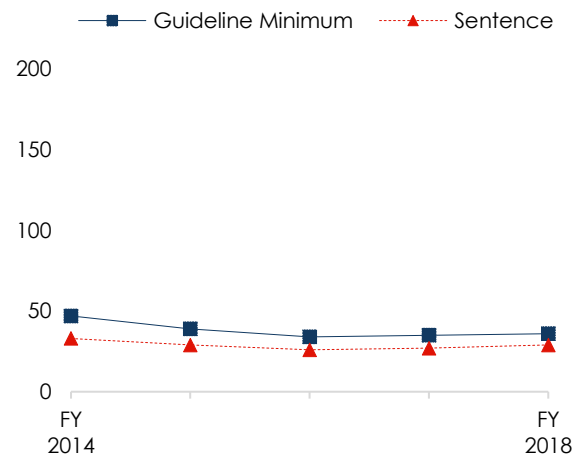
Sentences Relative to the Guideline Range

- Of the 80.3% of marijuana trafficking offenders sentenced under the *Guidelines Manual*:
 - 67.5% were sentenced within the guideline range.
 - 12.2% received a substantial assistance departure.
 - Their average sentence reduction was 52.9%.
 - 14.3% received an Early Disposition Program (EDP) departure.³
 - Their average sentence reduction was 53.4%.
- 19.7% received a variance; of those offenders:
 - 94.9% received a below range variance.
 - Their average sentence reduction was 41.1%.
 - 5.1% received an above range variance.
 - Their average sentence increase was 83.9%.
- The average guideline minimum has decreased and the sentence imposed has remained steady over the past five years.
 - The average guideline minimum decreased from 47 months in fiscal year 2014 to 36 months in fiscal year 2018.
 - The average sentence imposed decreased from 33 months in fiscal year 2014 to 29 months in fiscal year 2018.

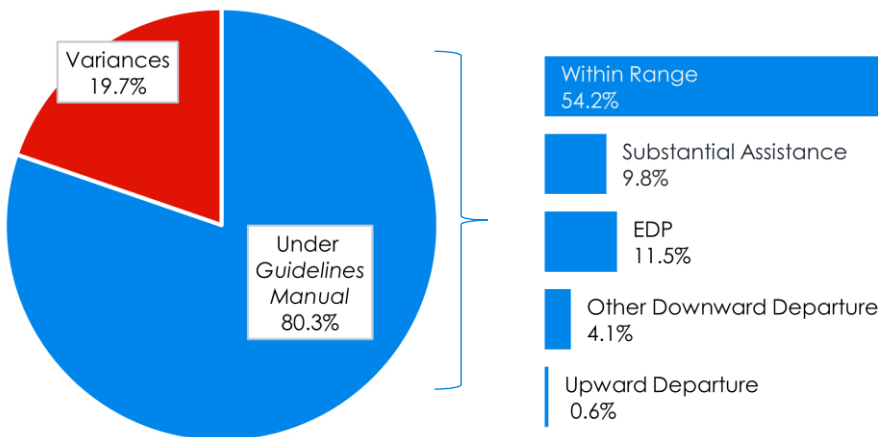
Sentence Relative to the Guideline Range (%)



Average Guideline Minimum and Average Sentence (months)



Sentence Imposed Relative to the Guideline Range FY 2018



¹ Drug trafficking offenses include cases where offenders were sentenced under USSG Chapter Two, Part D (Drugs).

² Offenders were sentenced under USSG §§2D1.1 (Drug Trafficking), 2D1.2 (Protected Locations), 2D1.5 (Continuing Criminal Enterprise), 2D1.6 (Use of a Communication Facility), 2D1.8 (Rent/Manage Drug Establishment), 2D1.10 (Endangering Human Life), or 2D1.14 (Narco-Terrorism). Cases with incomplete sentencing information were excluded from the analysis.

³ "Early Disposition Program (or EDP) departures" are departures where the government sought a sentence below the guideline range because the defendant participated in the government's Early Disposition Program, through which cases are resolved in an expedited manner. See USSG §5K3.1.