



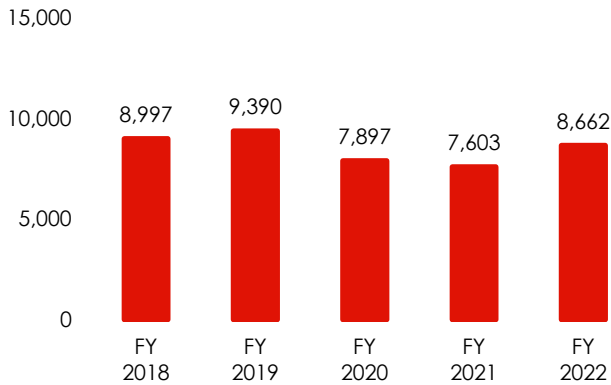
Quick Facts

— Women in the Federal Offender Population —

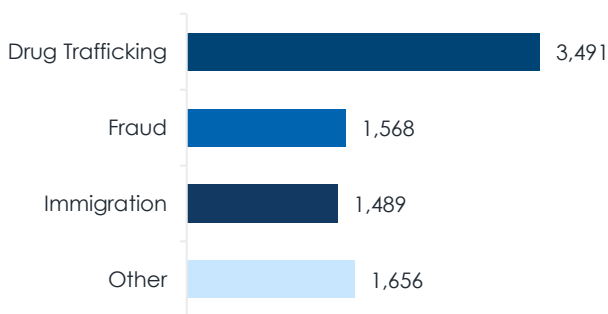
Fiscal Year 2022

- ▶ IN FY 2022, 64,142 CASES WERE REPORTED TO THE U.S. SENTENCING COMMISSION.
- ▶ 8,662 OF THESE INVOLVED FEMALE OFFENDERS.
- ▶ FEMALE OFFENDERS ACCOUNTED FOR 13.5% OF ALL FEDERAL OFFENDERS SENTENCED IN FY 2022.

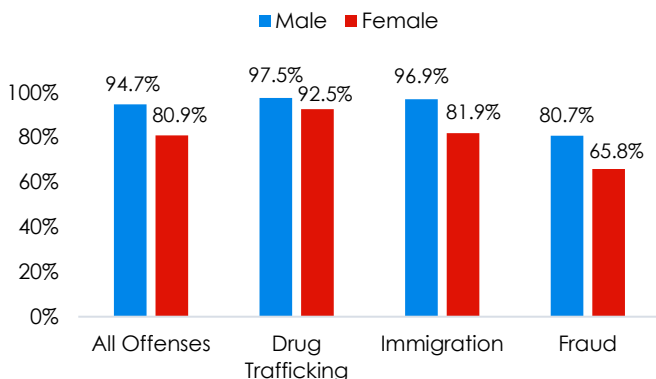
Number of Female Federal Offenders



Most Common Guidelines for Female Offenders¹



Male and Female Offenders Sentenced to Prison by Guideline



Offender and Offense Characteristics

- 41.5% of female offenders were Hispanic, 33.8% were White, 18.2% were Black, and 6.5% were Other races.²
 - ◆ Among **female drug trafficking offenders**, 41.5% were Hispanic, followed by White (39.1%), Black (14.0%), and Other races (5.4%).
 - ◆ Among **female fraud offenders**, 42.8% were White, followed by Black (31.3%), Hispanic (19.8%), and Other races (6.1%).
 - ◆ Among **female immigration offenders**, 83.0% were Hispanic, followed by White (9.0%), Other races (4.1%), and Black (3.9%).
- Their average age was 38 years.
- 86.5% were United States citizens.
- 64.3% had little or no prior criminal history (Criminal History Category I);
 - ◆ 10.5% were CHC II;
 - ◆ 12.0% were CHC III;
 - ◆ 5.5% were CHC IV;
 - ◆ 3.3% were CHC V;
 - ◆ 4.4% were CHC VI.
- 8.2% of female offenders were sentenced for an offense involving weapons, compared to 13.3% of male offenders.
- The top five districts for female offenders were:
 - ◆ Southern District of Texas (838);
 - ◆ Western District of Texas (816);
 - ◆ Southern District of California (756);
 - ◆ District of Arizona (515);
 - ◆ Northern District of Texas (223).
- The top five districts where female offenders comprised the highest proportion of the overall caseload were:
 - ◆ District of Northern Mariana Islands (37.5%);
 - ◆ District of Guam (30.8%);
 - ◆ Southern District of California (25.1%);
 - ◆ District of North Dakota (25.0%);
 - ◆ Eastern District of Oklahoma (23.0%).

Punishment

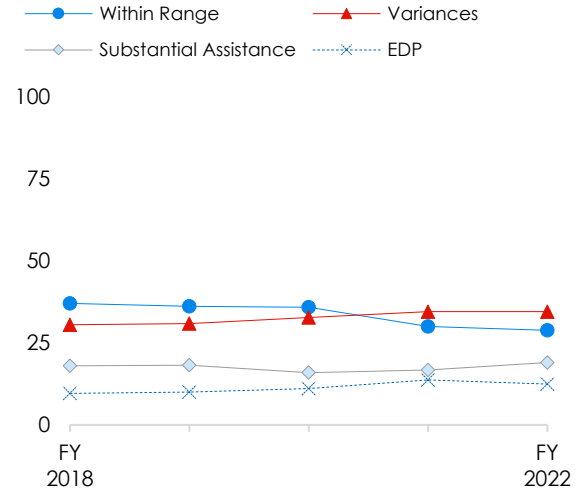
- The average sentence for female offenders was 32 months, compared to 56 months for male offenders.
- 80.9% were sentenced to prison, compared to 94.7% of male offenders.
- 29.8% were convicted of an offense carrying a mandatory minimum penalty, compared to 28.9% of male offenders.



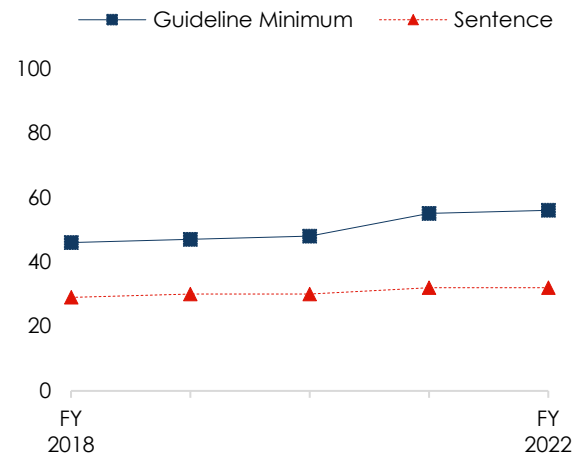
Sentences Relative to the Guideline Range

- Of the 65.5% of female offenders sentenced under the *Guidelines Manual*:
 - 44.0% were sentenced within the guideline range.
 - 28.9% received a substantial assistance departure.
 - Their average sentence reduction was 64.0%.
 - 18.9% received an Early Disposition Program (EDP) departure.³
 - Their average sentence reduction was 63.9%.
 - 7.4% received some other downward departure.
 - Their average sentence reduction was 59.8%.
- 34.5% received a variance; of those offenders:
 - 97.2% received a downward variance.
 - Their average sentence reduction was 58.3%.
 - 2.8% received an upward variance.
 - Their average sentence increase was 60.5%.
- The average guideline minimum increased while the average sentence imposed remained steady over the past five years.⁴
 - The average guideline minimum increased from 46 months in fiscal year 2018 to 56 months in fiscal year 2022.
 - The average sentence imposed increased from 29 months in fiscal year 2018 to 32 months in fiscal year 2022.

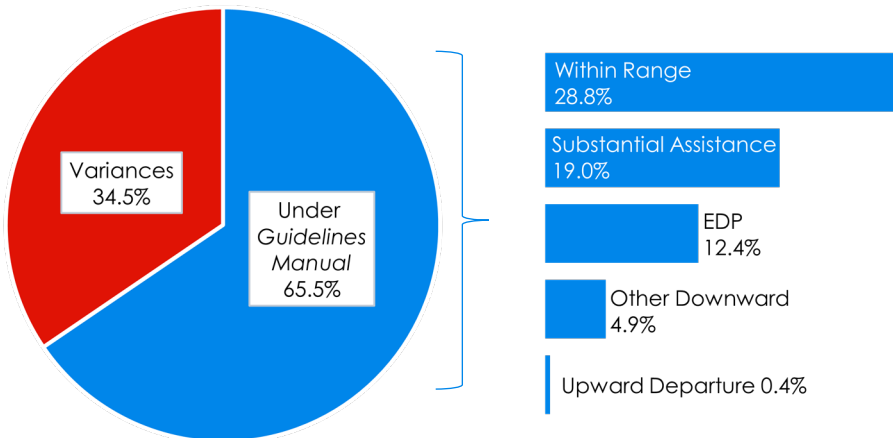
Sentence Relative to the Guideline Range (%)



Average Guideline Minimum and Average Sentence (months)



Sentence Imposed Relative to the Guideline Range FY 2022



¹ Cases with incomplete sentencing information were excluded from the analysis.

² Among male offenders, 48.2% were Hispanic; 66.5% were United States citizens; and their average age was 38 years. Male offenders had more extensive criminal histories (37.1% were Criminal History Category I).

³ "Early Disposition Program (or EDP) departures" are departures where the government sought a sentence below the guideline range because the defendant participated in the government's Early Disposition Program, through which cases are resolved in an expedited manner. See USSG §5K3.1.

⁴ For male offenders, the average guideline minimum and average sentence imposed fluctuated over the past five years. The average guideline minimum was 60 months in fiscal year 2018 and 72 months in fiscal year 2022. The average sentence imposed was 49 months in fiscal year 2018 and 56 months in fiscal year 2022.