



Quick Facts



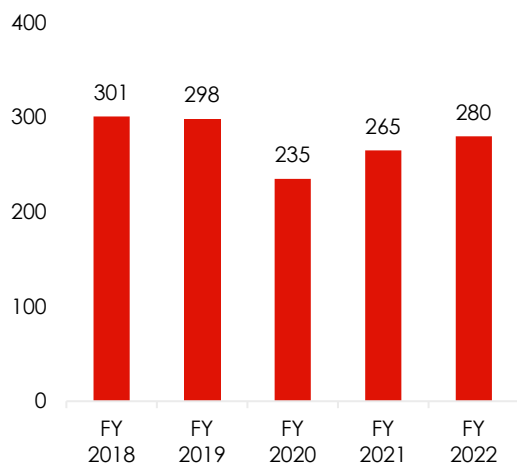
— Escape Offenses —

▶ IN FY 2022, 64,142 CASES WERE REPORTED TO THE U.S. SENTENCING COMMISSION.

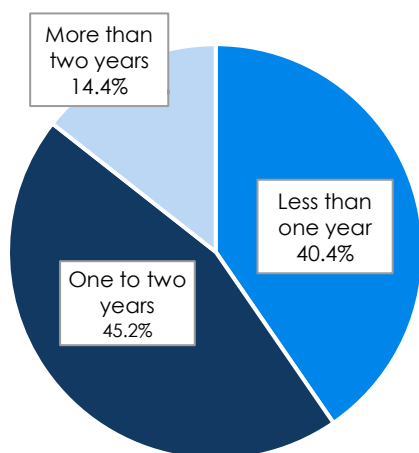
▶ 280 INVOLVED ESCAPE.¹

▶ ESCAPE OFFENSES HAVE DECREASED BY 7.0% SINCE FY 2018.

Number of Escape Offenders



Length of Sentence Imposed for Escape Offenders²



Offender and Offense Characteristics

- 94.2% of escape offenders were men.
- 33.2% were White, 31.1% were Black, 25.6% were Hispanic, and 10.1% were Other races.
- Their average age was 37 years.
- 98.2% were United States citizens.
- 1.8% had little or no prior criminal history (Criminal History Category I);
 - ◆ 0.7% were CHC II;
 - ◆ 14.8% were CHC III;
 - ◆ 20.9% were CHC IV;
 - ◆ 19.9% were CHC V;
 - ◆ 41.9% were CHC VI.
- The top five districts for escape offenders were:
 - ◆ Western District of Texas (21);
 - ◆ District of Arizona (18);
 - ◆ District of Kansas (18);
 - ◆ Southern District of Texas (14);
 - ◆ District of South Dakota (13).
- 2.5% of cases involved the use or threat of force against any person.
- 58.8% of cases involved an offender escaping from the non-secure custody of a community corrections center, community treatment center, "halfway house," or other similar facility.
- 9.4% of cases involved an offender escaping from non-secure custody and returning voluntarily within 96 hours.
- 4.3% of escape offenders recklessly endangered another person during flight from law enforcement.
- None of the escape offenders were a law enforcement or correctional officer or employee, or an employee of the Department of Justice, who aided or abetted the offense.

Punishment

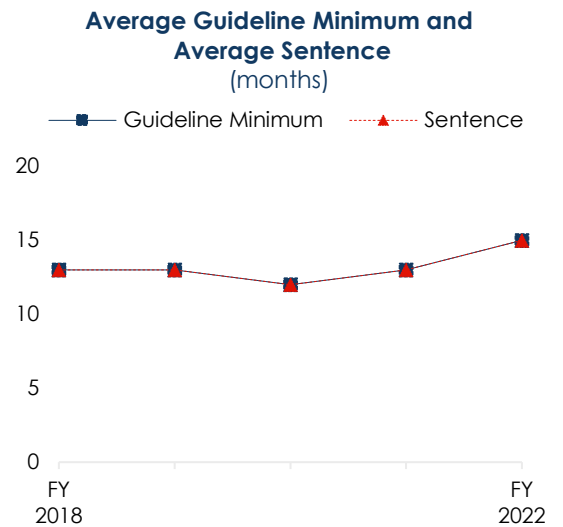
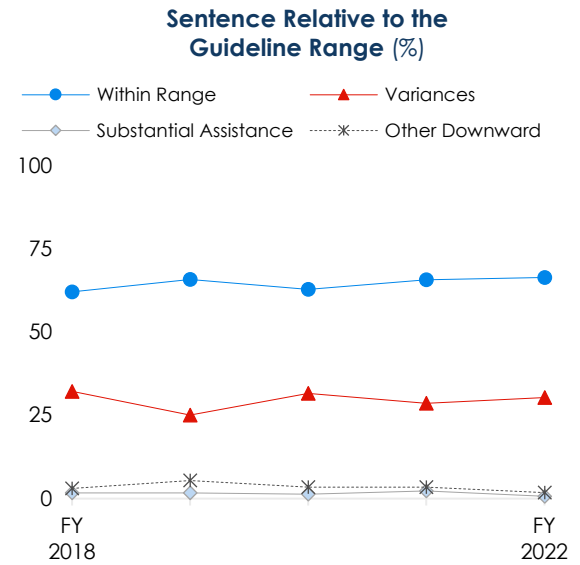
- The average sentence of escape offenders was 15 months.
- 98.9% were sentenced to prison.



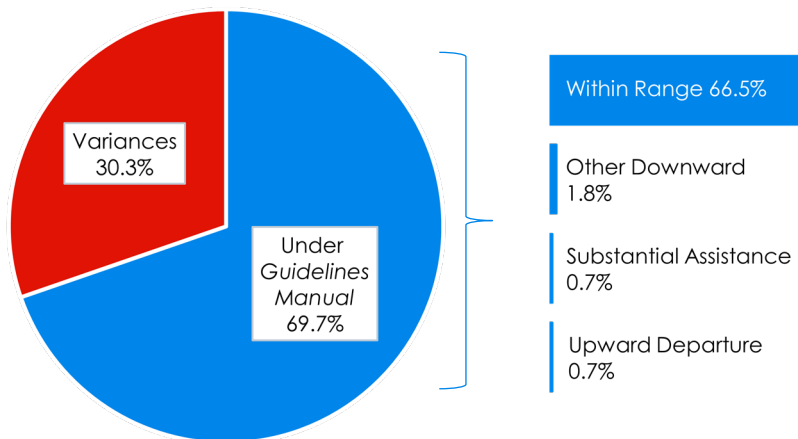
— **Escape Offenses** —

Sentences Relative to the Guideline Range

- 69.7% of escape offenders were sentenced under the *Guidelines Manual*; of those offenders:
 - ◆ 95.3% were sentenced within the guideline range.
 - ◆ 1.0% received a substantial assistance departure.³
 - ◆ 2.6% received some other downward departure.
 - ◇ Their average sentence reduction was 32.2%.
- 30.3% received a variance; of those offenders:
 - ◆ 91.7% received a downward variance.
 - ◇ Their average sentence reduction was 41.7%.
 - ◆ 8.3% received an upward variance.
 - ◇ Their average sentence increase was 60.1%.
- The average guideline minimum and average sentence imposed remained steady over the past five years.
 - ◆ The average guideline minimum increased from 13 months in fiscal year 2018 to 15 months in fiscal year 2022.
 - ◆ The average sentence imposed increased from 13 months in fiscal year 2018 to 15 months in fiscal year 2022.



Sentence Imposed Relative to the Guideline Range FY 2022



1 Escape offenses include cases in which the offender was sentenced under §2P1.1 (Escape, Instigating, or Assisting Escape). This offense includes failing to report to custody to serve an incarceration sentence and failing to return to custody after being released temporarily, such as for unsupervised work release.

2 Cases with incomplete sentencing information were excluded from the analysis.

3 The Commission does not report the average for categories with fewer than three cases.