



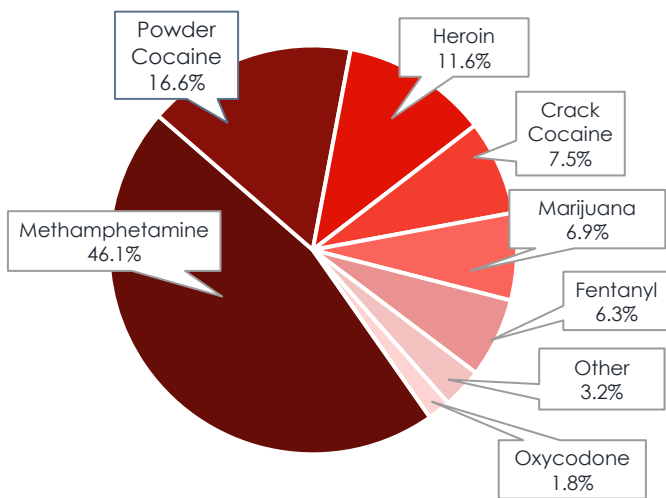
Quick Facts

— Drug Trafficking Offenses —

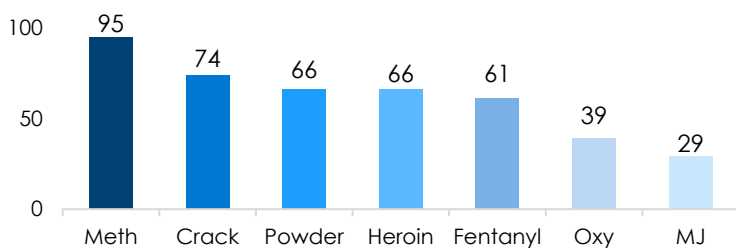
Fiscal Year 2020

- ▶ IN FY 2020, 64,565 CASES WERE REPORTED TO THE U.S. SENTENCING COMMISSION.
- ▶ 16,501 CASES INVOLVED DRUGS.¹
- ▶ 16,287 CASES INVOLVED DRUG TRAFFICKING.²
- ▶ SEVEN DRUG TYPES ACCOUNT FOR 96.8% OF DRUG TRAFFICKING OFFENSES.

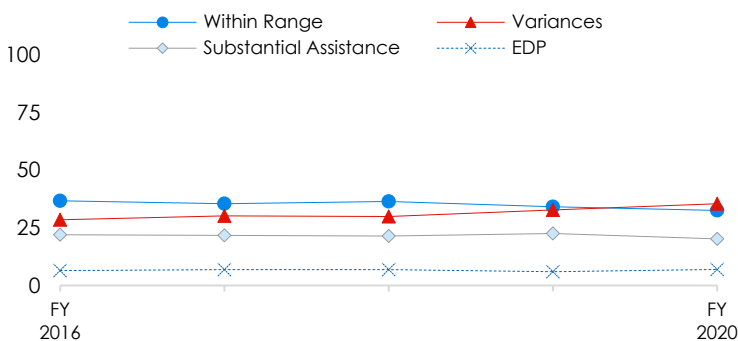
Distribution of Drug Types FY 2020



Average Sentence Length FY 2020 (months)



Sentence Relative to the Guideline Range (%)



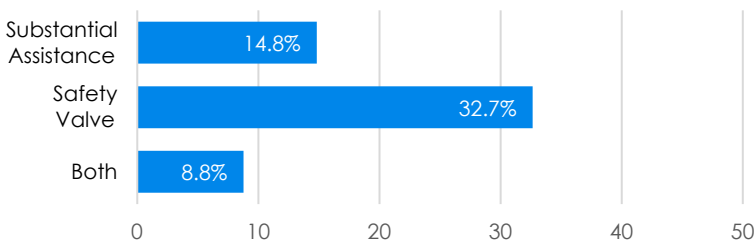
Offender and Offense Characteristics³

- 82.6% of drug trafficking offenders were men.
- 43.4% of drug trafficking offenders were Hispanic, 27.1% were Black, 26.3% were White, and 3.2% were Other races.
- Their average age was 37 years.
- 80.1% were United States citizens.
- 42.8% had little or no prior criminal history (Criminal History Category I); 5.9% were Career Offenders.
- Sentences were increased for:
 - ♦ possessing a weapon (25.1%);
 - ♦ a leadership or supervisory role in the offense (6.1%).
- Sentences were decreased for:
 - ♦ minor or minimal participation in the offense (19.2%);
 - ♦ meeting the safety valve criteria in the sentencing guidelines (34.5%).
- The top five districts for drug trafficking offenders were:
 - ♦ Southern District of California (1,225);
 - ♦ Western District of Texas (894);
 - ♦ Northern District of Texas (631);
 - ♦ Southern District of Texas (623);
 - ♦ District of Puerto Rico (415).

Punishment

- The average sentence for drug trafficking offenders was 76 months but varied by drug type.
- 96.6% were sentenced to prison.
- 66.8% were convicted of an offense carrying a mandatory minimum penalty; of those offenders, 56.3% were relieved of that penalty.

Means of Relief from Mandatory Minimum Penalty for Drug Traffickers

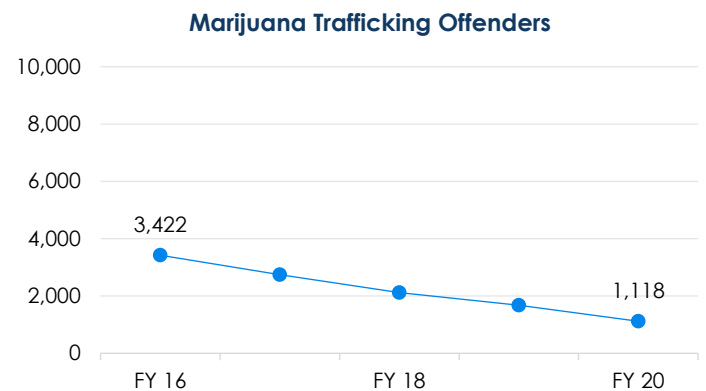
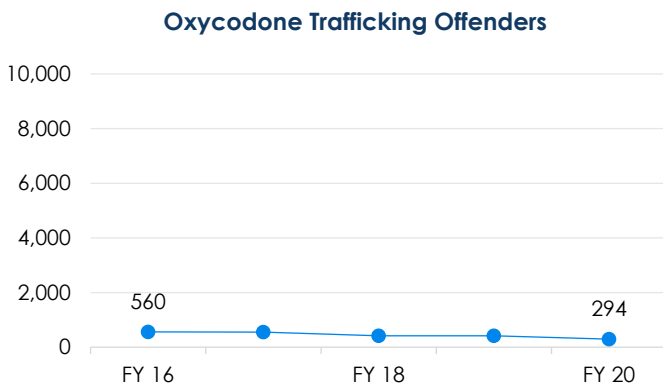
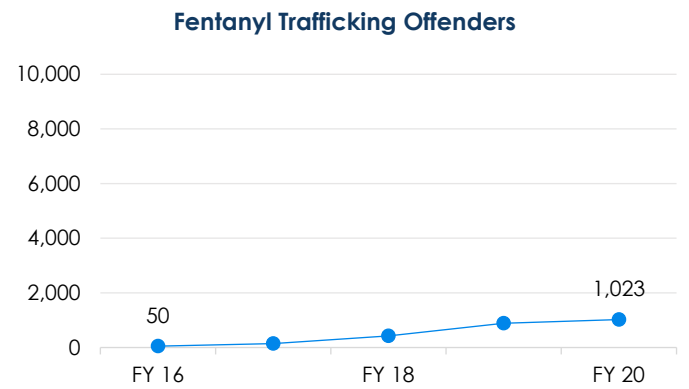
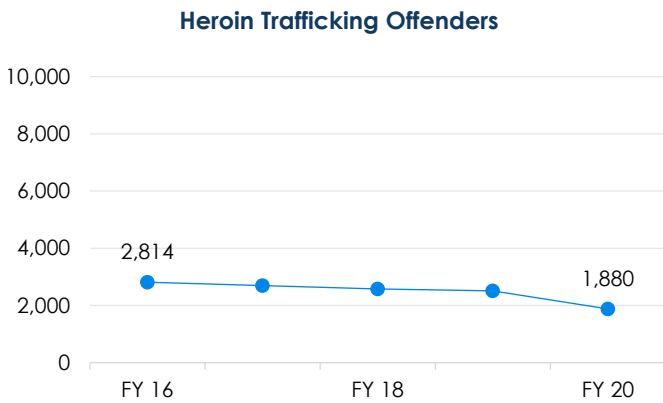
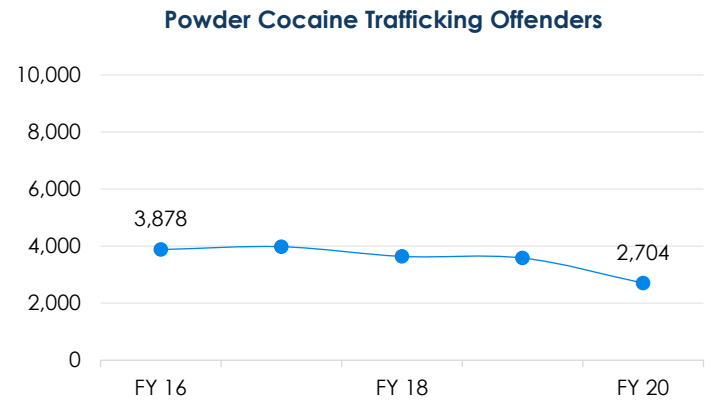
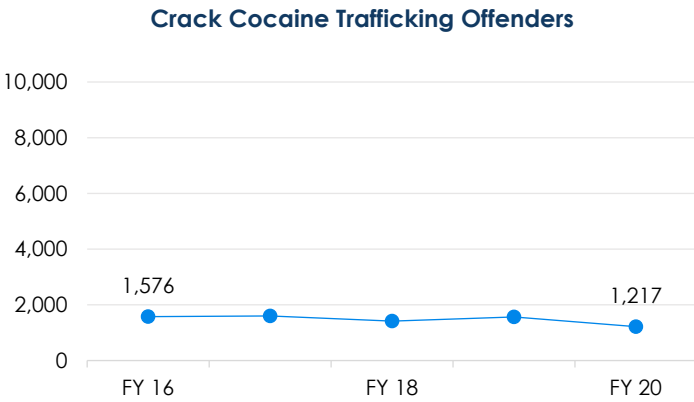
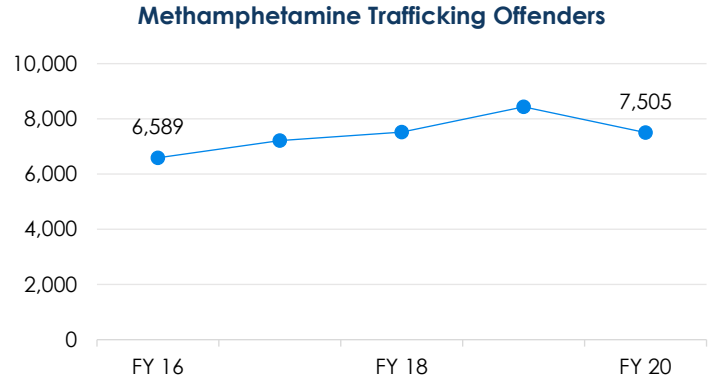




— Drug Trafficking Offenses —

Change in number of trafficking offenders from FY 2016 to FY 2020:

- Methamphetamine increased 13.9%;
- Crack Cocaine decreased 22.8%;
- Powder Cocaine decreased 30.3%;
- Heroin decreased 33.2%;
- Fentanyl increased 1,946.0%;
- Oxycodone decreased 47.5%;
- Marijuana decreased 67.3%.



¹ Drug offenses include cases where offenders were sentenced under USSG Chapter Two, Part D (Drugs).
² Drug Trafficking offenders were sentenced under USSG §§2D1.1 (Drug Trafficking), 2D1.2 (Protected Locations), 2D1.5 (Continuing Criminal Enterprise), 2D1.6 (Use of a Communication Facility), 2D1.8 (Rent/Manage Drug Establishment), 2D1.10 (Endangering Human Life), or 2D1.14 (Narco-Terrorism).
³ Cases with incomplete sentencing information were excluded from analysis.