



Quick Facts

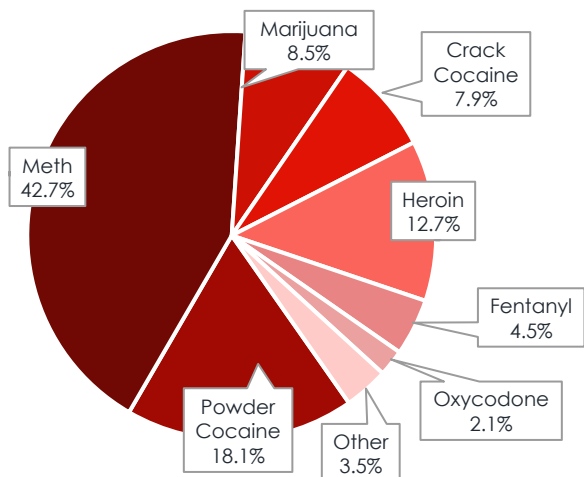


— Drug Trafficking Offenses —

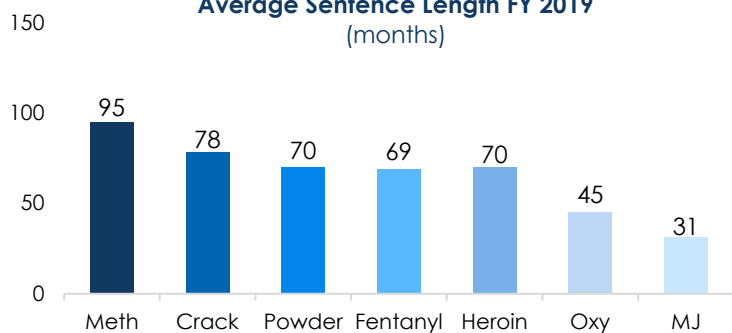
Fiscal Year 2019

- ▶ IN FY 2019, 76,538 CASES WERE REPORTED TO THE U.S. SENTENCING COMMISSION.
- ▶ 20,085 CASES INVOLVED DRUGS.¹
- ▶ 19,765 INVOLVED DRUG TRAFFICKING.²
- ▶ SEVEN DRUG TYPES ACCOUNT FOR 96.5% OF DRUG TRAFFICKING OFFENSES.

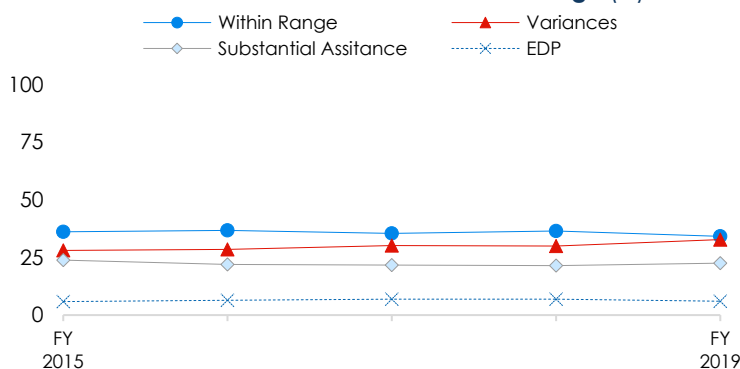
Distribution of Drug Types FY 2019



Average Sentence Length FY 2019 (months)



Sentence Relative to the Guideline Range (%)



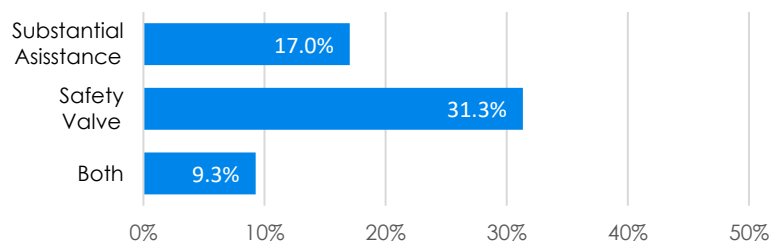
Offender and Offense Characteristics³

- 83.3% of drug trafficking offenders were men.
- 44.0% of drug trafficking offenders were Hispanic, 27.6% were Black, 25.3% were White, and 3.2% were Other races.
- Their average age was 36 years.
- 78.9% were United States citizens.
- 44.9% had little or no prior criminal history (Criminal History Category I); 6.7% were Career Offenders.
- Sentences were increased for:
 - ◆ possessing a weapon (23.9%);
 - ◆ having a leadership/supervisory role in the offense (7.3%).
- Sentences were decreased for:
 - ◆ having minor or minimal participation in the offense (19.3%);
 - ◆ meeting the safety valve criteria in the sentencing guidelines (34.2%).
- The top five districts for drug trafficking offenders were:
 - ◆ Western District of Texas (1,249);
 - ◆ Southern District of California (1,183);
 - ◆ Southern District of Texas (946);
 - ◆ District of Arizona (728);
 - ◆ Northern District of Texas (683).

Punishment

- The average sentence for drug trafficking offenders was 77 months, but varied by drug type.
- 96.4% were sentenced to prison.
- 65.6% were convicted of an offense carrying a mandatory minimum penalty; 57.6% of those offenders were relieved of that penalty.

Means of Relief for Drug Traffickers from Mandatory Minimum Penalty (%)



For more Quick Facts, visit <https://www.ussc.gov/research/quick-facts>.

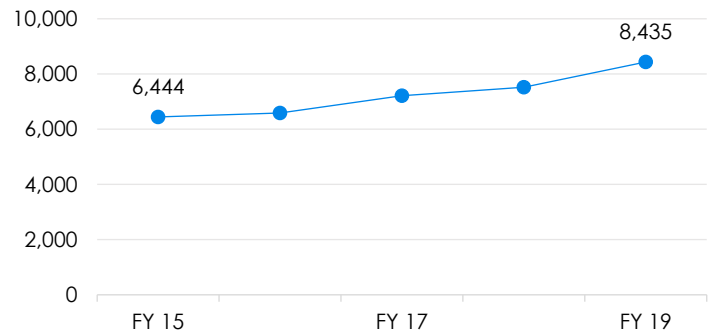


Change in number of trafficking offenders from FY 2015 to FY 2019:

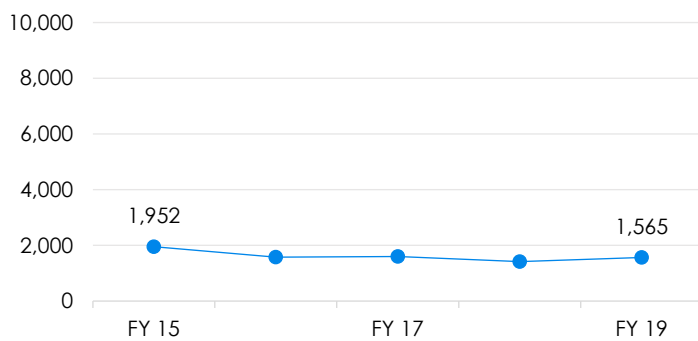
- Methamphetamine increased 30.9%;
- Crack Cocaine decreased 19.8%;
- Powder Cocaine decreased 14.6%;
- Heroin decreased 8.0%;
- Fentanyl increased 3,940.9%;
- Oxycodone decreased 51.3%;
- Marijuana decreased 51.6%;

— Drug Trafficking Offenses —

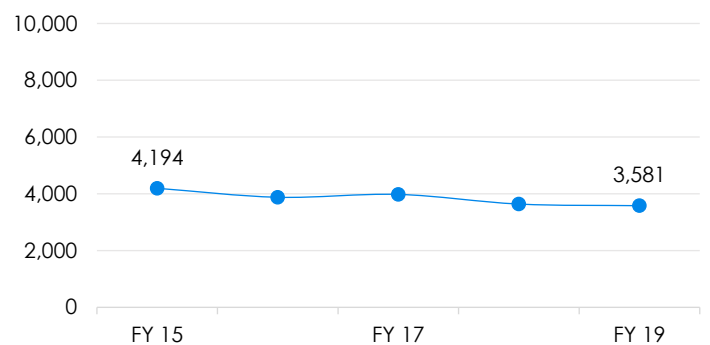
Methamphetamine Trafficking Offenders



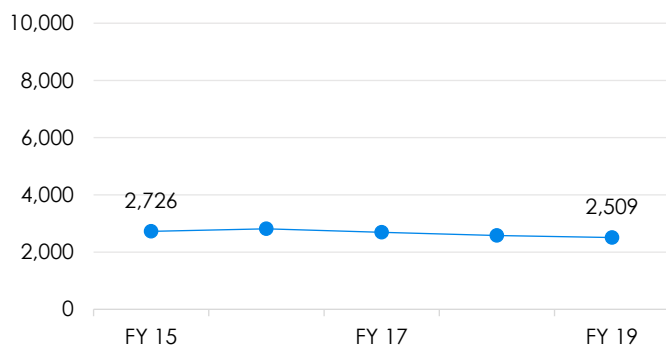
Crack Cocaine Trafficking Offenders



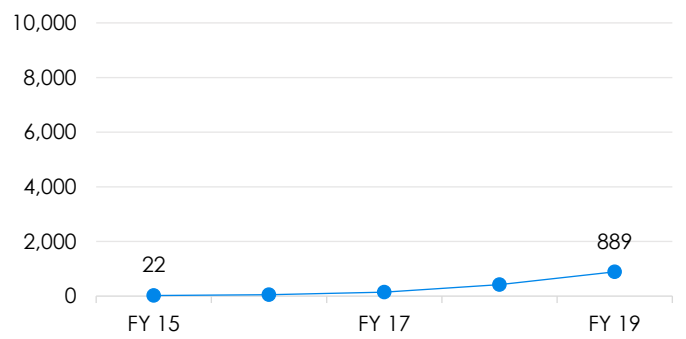
Powder Cocaine Trafficking Offenders



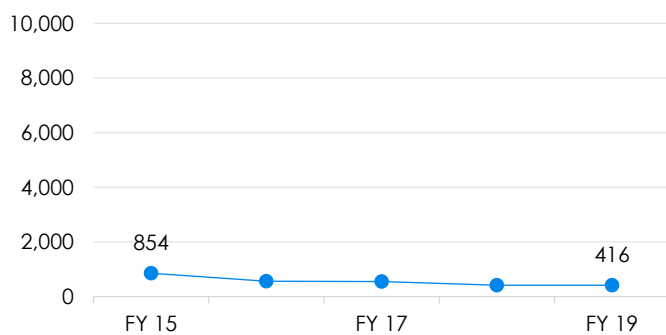
Heroin Trafficking Offenders



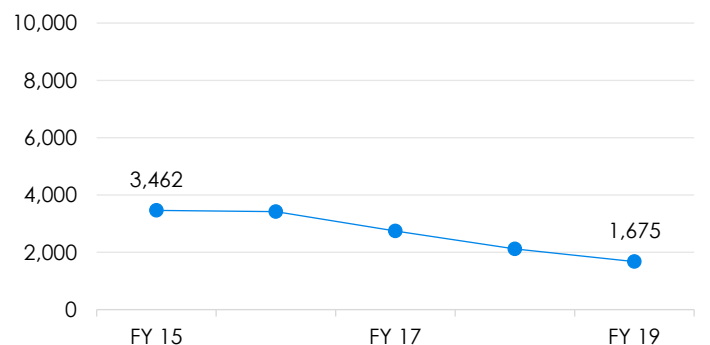
Fentanyl Trafficking Offenders



Oxycodone Trafficking Offenders



Marijuana Trafficking Offenders



1 Drug offenses include cases where offenders were sentenced under USSG Chapter Two, Part D (Drugs).

2 Drug Trafficking offenders were sentenced under USSG §§2D1.1 (Drug Trafficking), 2D1.2 (Protected Locations), 2D1.5 (Continuing Criminal Enterprise), 2D1.6 (Use of a Communication Facility), 2D1.8 (Rent/Manage Drug Establishment), 2D1.10 (Endangering Human Life), or 2D1.14 (Narco-Terrorism).

3 Cases with incomplete guideline application information were excluded from analysis.