



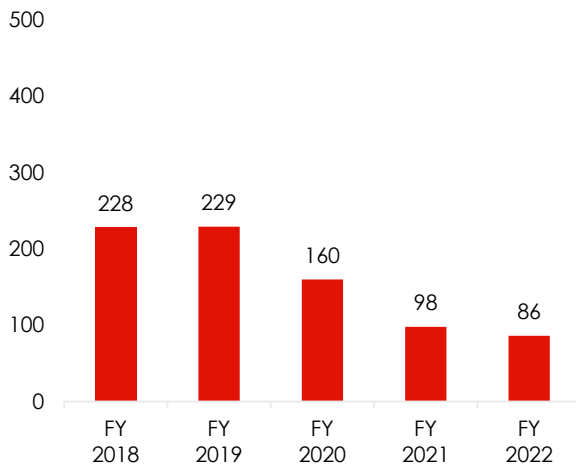
Quick Facts

— Counterfeit Offenses —

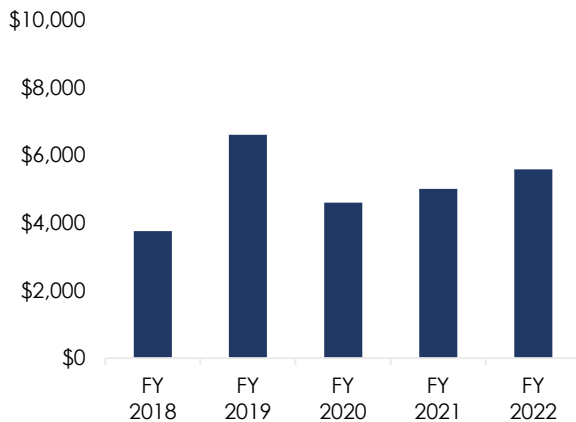
Fiscal Year 2022

- ▶ IN FY 2022, 64,142 CASES WERE REPORTED TO THE U.S. SENTENCING COMMISSION.
- ▶ 86 INVOLVED COUNTERFEITING BEARER OBLIGATIONS OF THE UNITED STATES.¹
- ▶ COUNTERFEIT OFFENSES HAVE DECREASED BY 62.3% SINCE FY 2018.

Number of Counterfeit Offenders



Median Loss for Counterfeit Offenses²



Offender and Offense Characteristics

- 70.9% of counterfeit offenders were men.
- 51.2% were White, 34.9% were Black, 12.8% were Hispanic, and 1.1% were Other races.
- Their average age was 36 years.
- 97.7% were United States citizens.
- 26.7% had little or no prior criminal history (Criminal History Category I); 22.1% were CHC VI.
- The median loss for these offenses was \$5,580;³
 - ◆ 54.1% involved loss amounts of \$6,500 or less;
 - ◆ 4.9% involved loss amounts greater than \$95,000.
- Sentences were increased for:
 - ◆ manufacturing or producing counterfeit obligations or possessing counterfeiting paper, altered currency paper, or a counterfeit deterrent (47.7%);
 - ◆ possessing a firearm or other dangerous weapon in connection with the offense (3.5%);
 - ◆ committing any part of the offense outside the United States (1.2%);
 - ◆ a leadership or supervisory role in the offense (7.0%);
 - ◆ obstructing or impeding the administration of justice (8.1%).
- Sentences were decreased for:
 - ◆ minor or minimal participation in the offense (3.5%).
- The top five districts for counterfeit offenders were:
 - ◆ Eastern District of Missouri (7);
 - ◆ Middle District of Florida (6);
 - ◆ Western District of Texas (5);
 - ◆ Eastern District of Arkansas (4);
 - ◆ District of Maryland (4).

Punishment

- The average sentence for counterfeit offenders was 18 months.
- 81.4% were sentenced to prison.
- 1.2% were convicted of an offense carrying a mandatory minimum penalty.



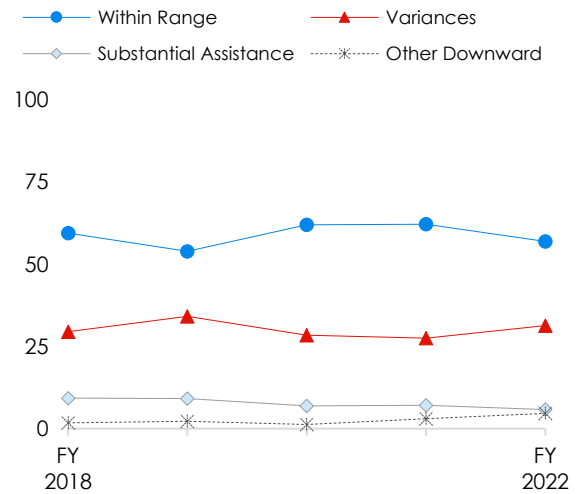
www.ussc.gov
pubaffairs@ussc.gov
@theusscgov

— Counterfeit Offenses —

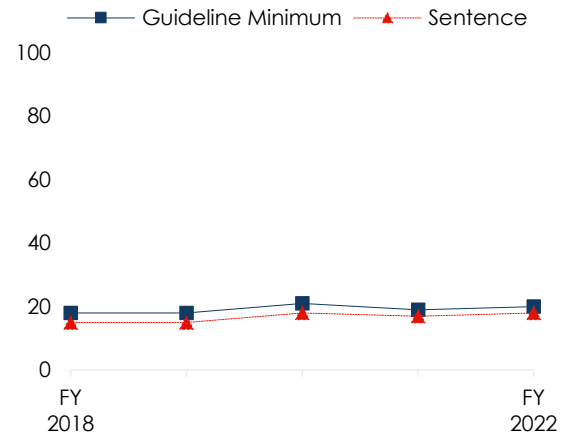
Sentences Relative to the Guideline Range

- Of the 68.6% of counterfeit offenders sentenced under the *Guidelines Manual*:
 - 83.1% were sentenced within the guideline range.
 - 8.5% received a substantial assistance departure.
 - Their average sentence reduction was 49.2%.
 - 6.8% received some other downward departure.
 - Their average sentence reduction was 43.5%.
- 31.4% received a variance; of those offenders:
 - 88.9% received a downward variance.
 - Their average sentence reduction was 64.8%.
 - 11.1% received an upward variance.
 - Their average sentence increase was 60.4%.
- The average guideline minimum and average sentence imposed remained steady over the past five years.
 - The average guideline minimum increased from 18 months in fiscal year 2018 to 20 months in fiscal year 2022.
 - The average sentence imposed increased from 15 months in fiscal year 2018 to 18 months in fiscal year 2022.

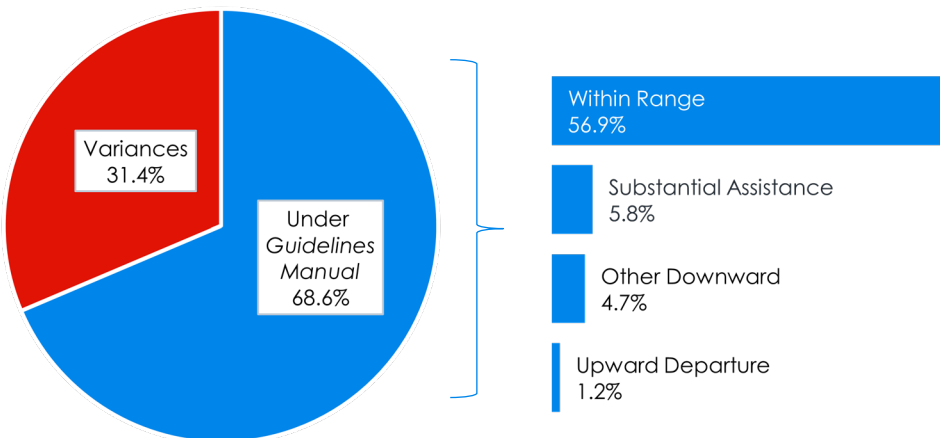
Sentence Relative to the Guideline Range (%)



Average Guideline Minimum and Average Sentence (months)



Sentence Imposed Relative to the Guideline Range FY 2022



¹ Counterfeit offenses include cases in which the offender was sentenced under §2B5.1 (Offenses Involving Counterfeit Bearer Obligations of the United States).

² Cases with incomplete sentencing information were excluded from the analysis.

³ The Loss Table was amended effective November 1, 2001 and November 1, 2015.