



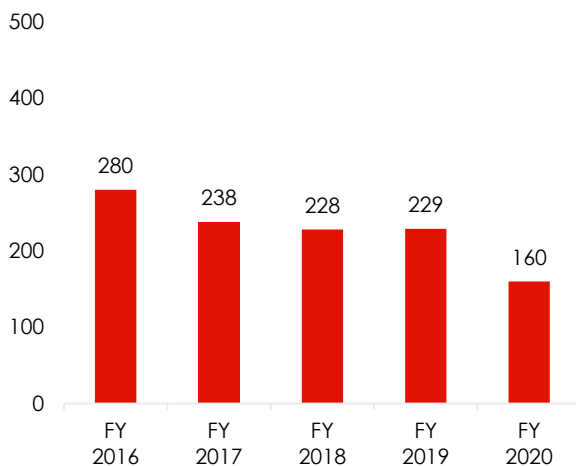
Quick Facts

— Counterfeit Offenses —

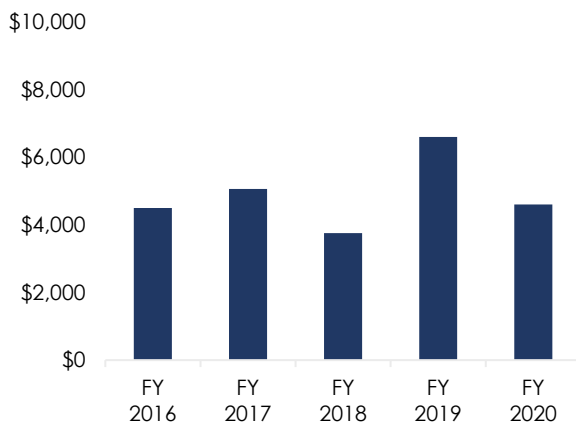
Fiscal Year 2020

- ▶ IN FY 2020, 64,565 CASES WERE REPORTED TO THE U.S. SENTENCING COMMISSION.
- ▶ 160 INVOLVED COUNTERFEITING BEARER OBLIGATIONS OF THE UNITED STATES.¹
- ▶ COUNTERFEIT OFFENSES HAVE DECREASED BY 42.9% SINCE FY 2016.

Number of Counterfeit Offenders



Median Loss for Counterfeit Offenses



Offender and Offense Characteristics²

- 76.6% of counterfeit offenders were men.
- 60.1% were White, 27.2% were Black, 8.9% were Hispanic, and 3.8% were Other races.
- Their average age was 36 years.
- 96.2% were United States citizens.
- 18.4% had little or no prior criminal history (Criminal History Category I); 27.2% were CHC VI.
- The median loss for these offenses was \$4,600;³
 - ◆ 62.1% involved loss amounts of \$6,500 or less;
 - ◆ 5.6% involved loss amounts greater than \$95,000.
- Sentences were increased for:
 - ◆ manufacturing or producing counterfeit obligations or possessing counterfeiting paper, altered currency paper, or a counterfeit deterrent (55.7%);
 - ◆ possessing a firearm or other dangerous weapon in connection with the offense (3.2%);
 - ◆ committing any part of the offense outside the United States (2.5%);
 - ◆ a leadership or supervisory role in the offense (4.4%);
 - ◆ obstructing or impeding the administration of justice (3.8%).
- Sentences were decreased for:
 - ◆ minor or minimal participation in the offense (3.2%).
- The top five districts for counterfeit offenders were:
 - ◆ District of South Carolina (12);
 - ◆ Middle District of Florida (10);
 - ◆ District of Kansas (9);
 - ◆ Eastern District of Texas (8);
 - ◆ Western District of Michigan (7).

Punishment

- The average sentence for all counterfeit offenders was 18 months.
- 86.1% of counterfeit offenders were sentenced to prison.
- None were convicted of an offense carrying a mandatory minimum penalty.

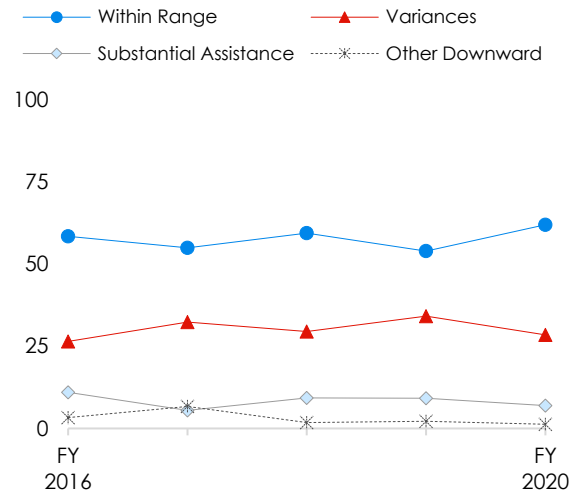


— Counterfeit Offenses —

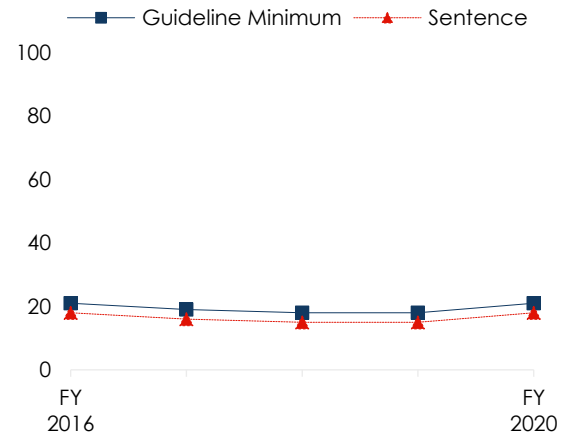
Sentences Relative to the Guideline Range

- Of the 71.5% of counterfeit offenders sentenced under the *Guidelines Manual*:
 - ◆ 86.7% were sentenced within the guideline range.
 - ◆ 9.7% received a substantial assistance departure.
 - ◇ Their average sentence reduction was 54.6%.
 - ◆ 1.8% received some other downward departure.⁴
- 28.5% received a variance; of those offenders:
 - ◆ 95.6% received a downward variance.
 - ◇ Their average sentence reduction was 67.9%.
 - ◆ 4.4 % received an upward variance.⁴
- The average guideline minimum and the average sentence imposed remained steady over the past five years.
 - ◆ The average guideline minimum was 21 months in fiscal year 2016 and fiscal year 2020.
 - ◆ The average sentence imposed was 18 months in fiscal year 2016 and fiscal year 2020.

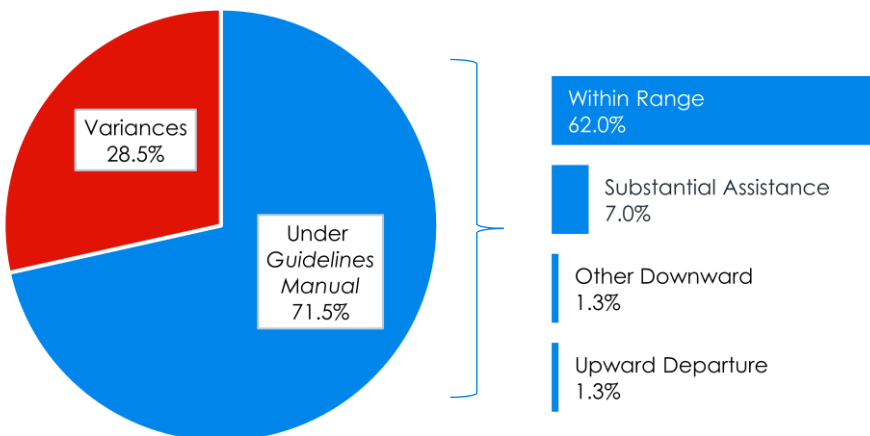
Sentence Relative to the Guideline Range (%)



Average Guideline Minimum and Average Sentence (months)



Sentence Imposed Relative to the Guideline Range FY 2020



¹ Counterfeit offenses include cases in which the offender was sentenced under §2B5.1 (Offenses Involving Counterfeit Bearer Obligations of the United States).

² Cases with incomplete sentencing information were excluded from the analysis.

³ The Loss Table was amended effective November 1, 2001 and November 1, 2015.

⁴ The Commission does not report the average for categories with fewer than three cases.