



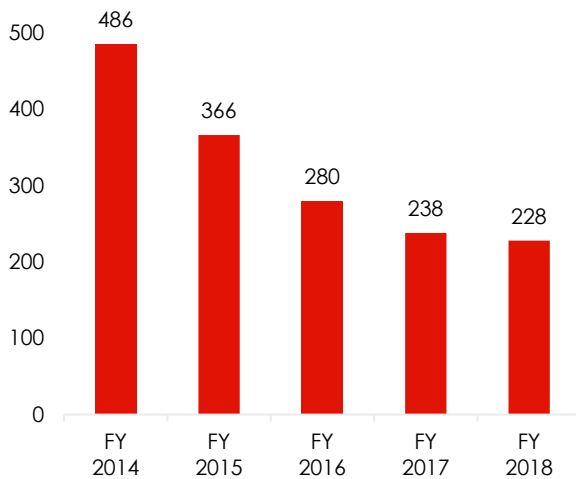
Quick Facts

— Counterfeit Offenses —

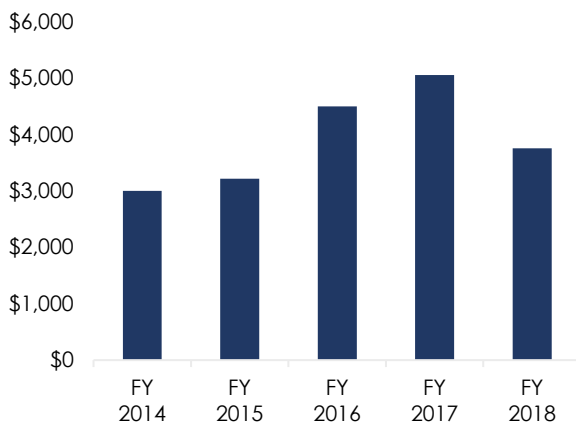
Fiscal Year 2018

- ▶ In FY 2018, 69,425 cases were reported to the U.S. Sentencing Commission.
- ▶ 228 of these involved counterfeiting bearer obligations of the United States.^{1,2}
- ▶ Counterfeit offenses have decreased by 53.1% since FY 2014.

Number of Counterfeit Offenders



Median Loss for Counterfeit Offenses



Offender and Offense Characteristics

- 75.3% of counterfeit offenders were men.
- 44.3% were White, 35.8% were Black, 15.9% were Hispanic, and 4.0% were Other races.
- Their average age was 34 years.
- 94.7% were United States citizens.
- 28.2% had little or no prior criminal history (Criminal History Category I); 18.1% were CHC VI.
- The median loss for these offenses was \$3,755.
 - ◆ 80.0% involved loss amounts of \$15,000 or less.³
 - ◆ 1.9% involved loss amounts greater than \$150,000.
- Sentences were increased for:
 - ◆ manufacturing or producing counterfeit obligations or possessing counterfeiting paper, altered currency paper, or a counterfeit deterrent (54.6%);
 - ◆ possessing a firearm or other dangerous weapon in connection with the offense (2.6%);
 - ◆ committing any part of the offense outside the United States (3.1%);
 - ◆ leadership or supervisory role in the offense (3.1%); and
 - ◆ obstructing or impeding the administration of justice (2.2%).
- Sentences were decreased for:
 - ◆ minor or minimal participation in the offense (2.2%).
- The top six districts for counterfeit offenders were:
 - ◆ District of South Carolina (17);
 - ◆ Southern District of Florida (13);
 - ◆ Central District of California (11);
 - ◆ Northern District of Illinois (8);
 - ◆ Middle District of Pennsylvania (7);
 - ◆ Eastern District of Washington (7).

Punishment

- The average sentence for counterfeit offenders was 15 months.
- 79.7% of counterfeit offenders were sentenced to prison.
- 2.2% were convicted of an offense carrying a mandatory minimum penalty; none were relieved of the penalty.



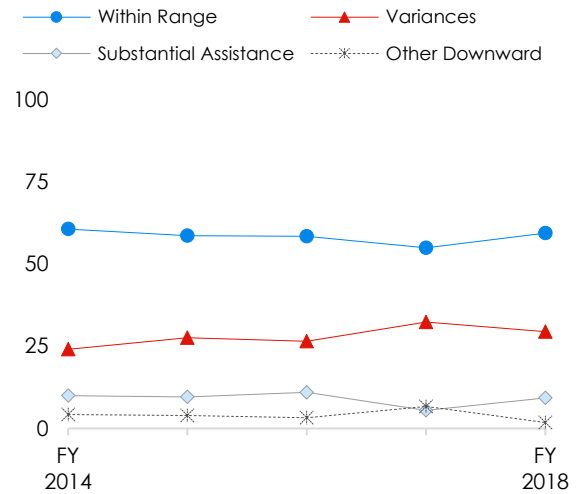
www.ussc.gov
pubaffairs@ussc.gov
@theusscgov

— Counterfeit Offenses —

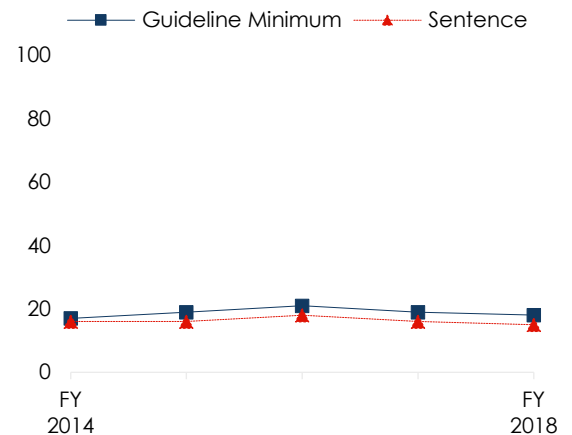
Sentences Relative to the Guideline Range

- Of the 70.5% of counterfeit offenders sentenced under the *Guidelines Manual*:
 - 84.4% were sentenced within the guideline range.
 - 13.1% received a substantial assistance departure.
 - Their average sentence reduction was 48.0%.
 - 2.5% received some other downward departure.
 - Their average sentence reduction was 41.8%.
- 29.5% received a variance; of those offenders:
 - 98.5% received a downward variance.
 - Their average sentence reduction was 52.5%.
 - 1.5% received an upward variance.
- The average guideline minimum and average sentence imposed has remained relatively steady over the past five years.
 - The average guideline minimum increased from 17 months in fiscal year 2014 to 18 months in fiscal year 2018.
 - The average sentence imposed decreased from 16 months in fiscal year 2014 to 15 months in fiscal year 2018.

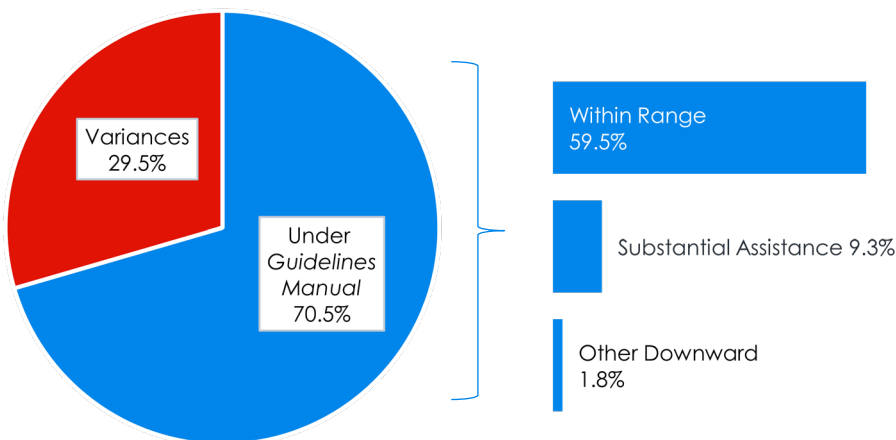
Sentence Relative to the Guideline Range (%)



Average Guideline Minimum and Average Sentence (months)



Sentence Imposed Relative to the Guideline Range FY 2018



¹ Cases with incomplete sentencing information were excluded from the analysis.

² Counterfeit offenses include cases in which the offender was sentenced under §2B5.1 (Offenses Involving Counterfeit Bearer Obligations of the United States).

³ The Loss Table was amended effective November 1, 2001 and November 1, 2015.