



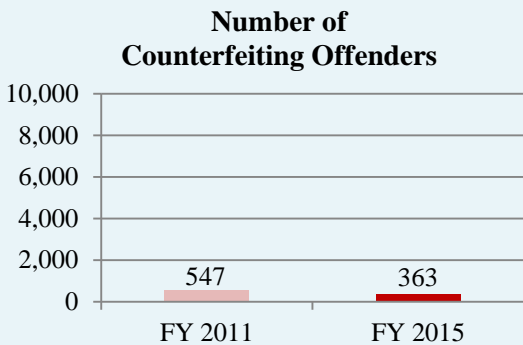
Quick Facts

▶ THERE WERE 71,003 CASES REPORTED TO THE UNITED STATES SENTENCING COMMISSION IN FISCAL YEAR 2015.

▶ OF THESE CASES, 363 INVOLVED COUNTERFEITING BEARER OBLIGATIONS OF THE UNITED STATES.¹

▶ THESE OFFENDERS WERE SENTENCED UNDER SECTION 2B5.1 OF THE U.S. SENTENCING COMMISSION'S *GUIDELINES MANUAL*.

Counterfeiting Offenses¹



In fiscal year 2015, there were 363 counterfeiting offenders, who accounted for 0.6%² of all offenders sentenced under the guidelines. The number of counterfeiting offenders has decreased during the last five years.

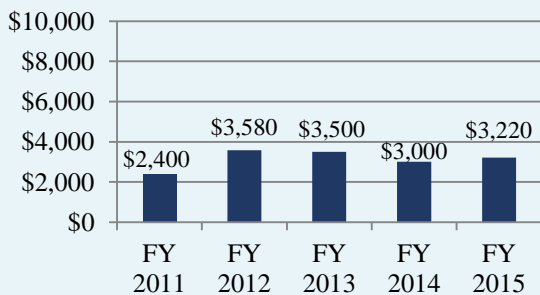
Top Five Districts Counterfeiting Offenders FY 2015

District of South Carolina (N=30)
Middle District of Florida (N=19)
Middle District of Pennsylvania (N=18)
Western District of Texas (N=18)
Northern District of Texas (N=17)

Offender and Offense Characteristics

- In fiscal year 2015, the majority of counterfeiting offenders were male (79.1%).
- White offenders accounted for the largest group (42.0%) of counterfeiting offenders followed by Black (39.8%), Hispanic (14.9%), and Other Races (3.3%).
- The average age of these offenders at sentencing was 32 years.
- Nearly all counterfeiting offenders were United States citizens (94.2%).
- The most common Criminal History Category for counterfeiting offenders was Category I (29.2%). The proportion of these offenders in other Criminal History Categories was as follows:
 - ◆ 10.2% were in Category II;
 - ◆ 19.8% were in Category III;
 - ◆ 13.0% were in Category IV;
 - ◆ 13.8% were in Category V; and
 - ◆ 14.0% were in Category VI.
- The median face value of counterfeit items for these offenses was \$3,220.
 - ◆ 93.4% of counterfeiting offenses involved items with a face value of \$120,000 or less.
 - ◆ 56.2% of counterfeiting offenses involved items with a face value of \$5,000 or less.
- Sentences for counterfeiting offenders were increased for:
 - ◆ 46.8% of offenders for manufacturing or producing counterfeit obligations or possessing counterfeiting paper, altered currency paper, or a counterfeit deterrent.
 - ◆ 1.4% of offenders for possessing a firearm or other dangerous weapon in connection with the offense.
 - ◆ 4.4% of offenders for committing any part of the offense outside of the United States.
 - ◆ 5.5% of offenders for having a leadership or supervisory role in the offense.
 - ◆ 1.4% of offenders for obstructing or impeding the administration of justice.
- Sentences for counterfeiting offenders were decreased for:
 - ◆ 3.0% of offenders because they were a minor or minimal participant in the offense.

Median Face Value of Counterfeit Items for Counterfeiting Offenders



¹ Counterfeiting offenses include cases with complete guideline application information in which the offender was sentenced under USSG §2B5.1 (Offenses Involving Counterfeit Bearer Obligations of the United States) using a *Guidelines Manual* in effect on November 1, 2001 or later.

² Of the 71,003 offenders sentenced in fiscal year 2015, 7,543 were excluded from this analysis due to incomplete guideline application information.

Quick Facts

Counterfeiting Offenses¹

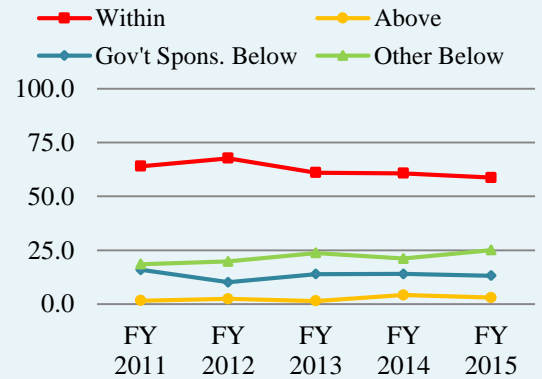
Punishment

- The majority of counterfeiting offenders were sentenced to imprisonment (80.7%).
- The average sentence length for counterfeiting offenders was 16 months.

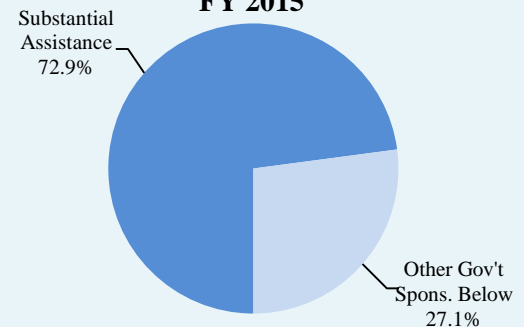
Sentences Relative to the Guideline Range

- In each of the past five years, more than half of counterfeiting offenders were sentenced within the guideline range. In fiscal year 2015, 58.7% of counterfeiting offenders were sentenced within the guideline range.
- In each of the past five years, approximately ten to 16 percent of counterfeiting offenders received a sentence below the applicable guideline range because the government sponsored the below range sentence.
 - ◆ Substantial assistance departures were granted in approximately six to 12 percent of counterfeiting cases in each of the past five years.
 - ◇ The average reduction for these offenders was 57.1% during the five year time period (which corresponds to an average reduction of 9 months).
 - ◆ Other government sponsored departures were granted in approximately four percent of counterfeiting cases in each of the past five years.
 - ◇ The average reduction for these offenders was 54.1% during the five year time period (which corresponds to an average reduction of 11 months).
- The rate of non-government sponsored below range sentences increased during the past five years (from 18.5% of counterfeiting cases in fiscal year 2011 to 25.1% in fiscal year 2015).
 - ◆ The average reduction for these offenders was 54.0% during the five year time period (which corresponds to an average reduction of 9 months).
- Both the average sentence and the average guideline minimum for counterfeiting offenders have remained relatively stable for the last five years.
 - ◆ The average guideline minimum ranged from 17 to 19 months during that time period;
 - ◆ The average sentence imposed ranged from 15 to 16 months during that time period.

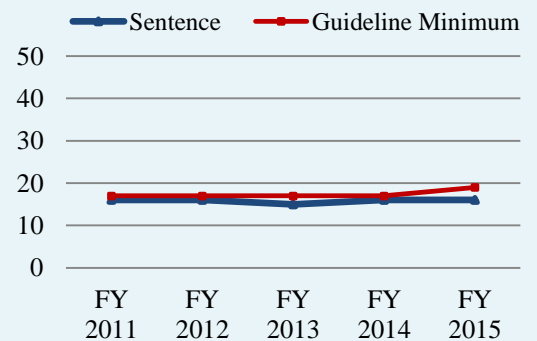
Sentence Relative to the Guideline Range



Government Sponsored Below Range Sentences FY 2015



Average Sentence and Average Guideline Minimum (in months)



For other Quick Facts publications, visit our website at www.ussc.gov/research/quick-facts.

SOURCE: United States Sentencing Commission Datafiles, 2011 through 2015, USSCFY11-USSCFY15.



One Columbus Circle, N.E.
Suite 2-500, South Lobby
Washington, DC 20002-8002
T: (202) 502-4500
F: (202) 502-4699
www.ussc.gov
[@theusscgov](https://twitter.com/theusscgov)