



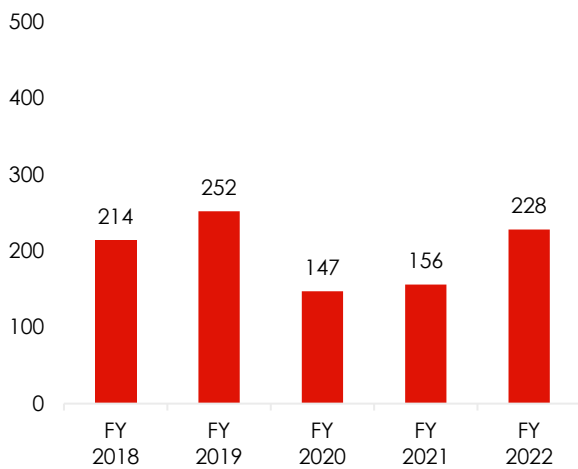
Quick Facts

— Bribery Offenses —

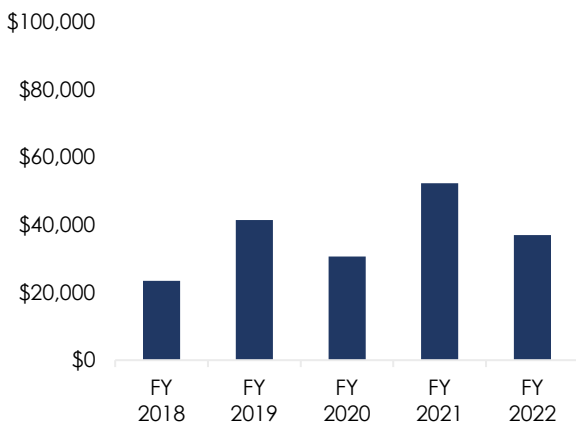
Fiscal Year 2022

- ▶ IN FY 2022, 64,142 CASES WERE REPORTED TO THE U.S. SENTENCING COMMISSION.
- ▶ 228 INVOLVED BRIBERY.¹
- ▶ BRIBERY OFFENSES HAVE INCREASED BY 6.5% SINCE FY 2018.

Number of Bribery Offenders



Median Loss for Bribery Offenses²



Offender and Offense Characteristics

- 77.3% of bribery offenders were men.
- 36.4% were White, 32.9% were Black, 24.0% were Hispanic, and 6.7% were Other races.
- Their average age was 48 years.
- 92.0% were United States citizens.
- 88.4% had little or no prior criminal history (Criminal History Category I).
- The median loss for these offenses was \$37,000;³
 - ◆ 36.3% involved loss amounts of \$15,000 or less;
 - ◆ 11.1% involved loss amounts of greater than \$1.5 million.
- Sentences were increased for:
 - ◆ being a public official (50.7%);
 - ◆ involving multiple bribes (75.6%);
 - ◆ involving a high-level elected official (44.4%);
 - ◆ a leadership or supervisory role in the offense (13.8%);
 - ◆ abusing a public position of trust or using a special skill (1.3%);
 - ◆ obstructing or impeding the administration of justice (8.4%).
- Sentences were decreased for:
 - ◆ minor or minimal participation in the offense (3.1%).
- The top five districts for bribery offenders were:
 - ◆ Southern District of New York (26);
 - ◆ Eastern District of New York (17);
 - ◆ Eastern District of Virginia (13);
 - ◆ Southern District of Texas (12);
 - ◆ District of New Jersey (10).

Punishment

- The average sentence for bribery offenders was 23 months.
- 80.9% were sentenced to prison.
- 1.3% were convicted of an offense carrying a mandatory minimum penalty; of those offenders, 66.7% were relieved of that penalty.

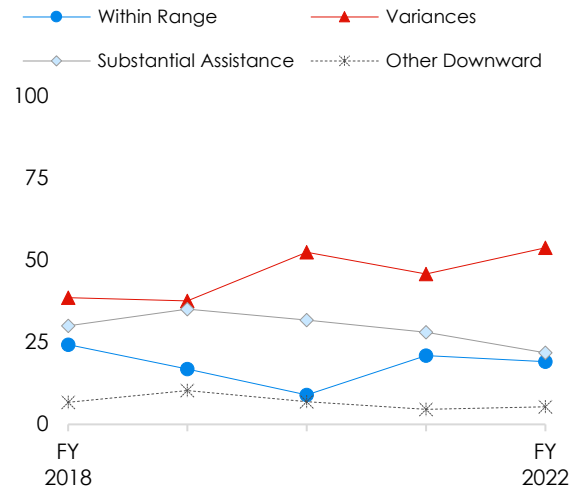


— Bribery Offenses —

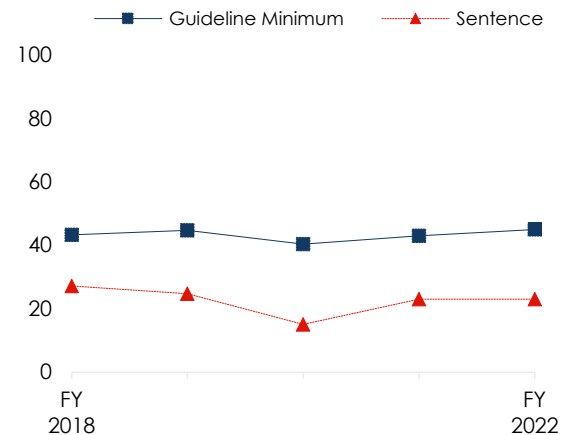
Sentences Relative to the Guideline Range

- Of the 46.2% of bribery offenders sentenced under the *Guidelines Manual*:
 - ◆ 41.4% were sentenced within the guideline range.
 - ◆ 47.1% received a substantial assistance departure.
 - ◇ Their average sentence reduction was 67.2%.
 - ◆ 11.5% received some other downward departure.
 - ◇ Their average sentence reduction was 75.0%.
- 53.8% received a variance; of those offenders:
 - ◆ 98.3% received a downward variance.
 - ◇ Their average sentence reduction was 60.2%.
 - ◆ 1.7% received an upward variance.⁴
- The average guideline minimum slightly increased and the average sentence imposed fluctuated over the past five years.
 - ◆ The average guideline minimum increased from 43 months in fiscal year 2018 to 45 months in fiscal year 2022.
 - ◆ The average sentence imposed increased and decreased throughout the fiscal years. The average sentence imposed was 27 months in fiscal year 2018 and 23 months in fiscal year 2022.

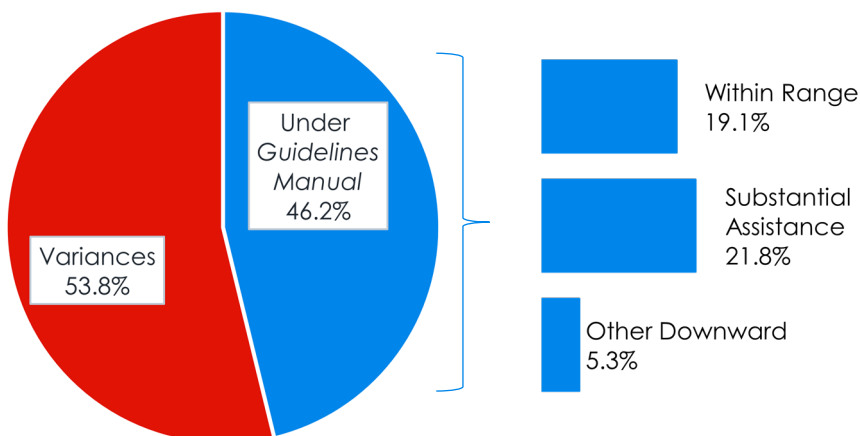
Sentence Relative to the Guideline Range (%)



Average Guideline Minimum and Average Sentence (months)



Sentence Imposed Relative to the Guideline Range FY 2022



¹ Bribery offenses include cases in which the offender was sentenced under §2C1.1 or §2C1.2 (Offering, Giving, or Receiving a Bribe; Extortion Under Color of Official Right; Fraud Involving the Deprivation of the Intangible Right to Honest Services of Public Officials; Conspiracy to Defraud by Interference with Governmental Functions or Offering, Giving, Soliciting, or Receiving a Gratuity).

² Cases with incomplete sentencing information were excluded from the analysis.

³ The Loss Table was amended effective November 1, 2001 and November 1, 2015.

⁴ The Commission does not report the average for categories with fewer than three cases.