



Quick Facts

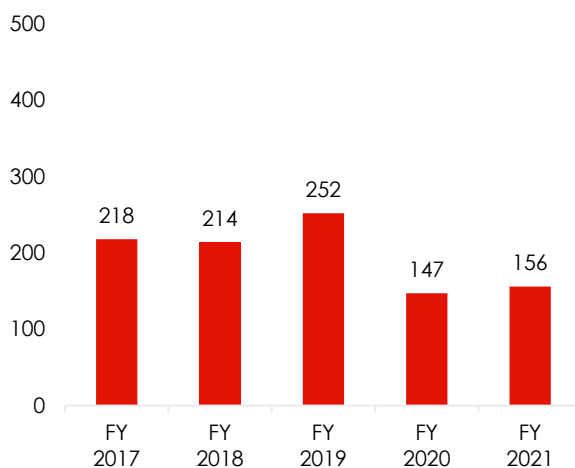
— Bribery Offenses —



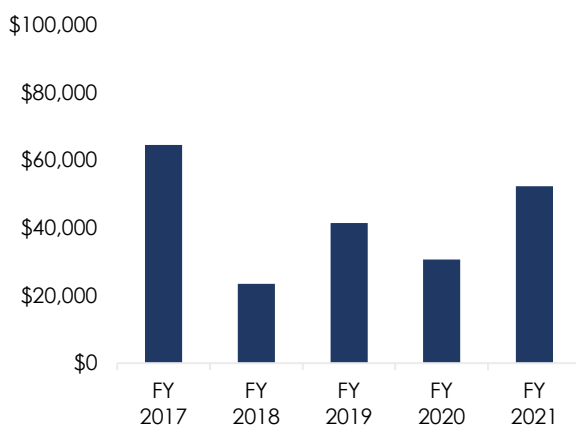
Fiscal Year 2021

- ▶ IN FY 2021, 57,287 CASES WERE REPORTED TO THE U.S. SENTENCING COMMISSION.
- ▶ 156 INVOLVED BRIBERY.¹
- ▶ BRIBERY OFFENSES HAVE DECREASED BY 28.4% SINCE FY 2017.

Number of Bribery Offenders



Median Loss for Bribery Offenses



Offender and Offense Characteristics²

- 80.4% of bribery offenders were men.
- 32.7% were White, 30.7% were Black, 26.8% were Hispanic, and 9.8% were Other races.
- Their average age was 49 years.
- 93.5% were United States citizens.
- 90.2% had little or no prior criminal history (Criminal History Category I).
- The median loss for these offenses was \$52,328;³
 - ◆ 27.8% involved loss amounts of \$15,000 or less;
 - ◆ 11.1% involved loss amounts of greater than \$1.5 million.
- Sentences were increased for:
 - ◆ being a public official (51.6%);
 - ◆ involving multiple bribes (74.5%);
 - ◆ involving a high-level elected official (45.1%);
 - ◆ a leadership or supervisory role in the offense (7.8%);
 - ◆ abusing a public position of trust or using a special skill (2.6%);
 - ◆ obstructing or impeding the administration of justice (7.8%).
- Sentences were decreased for:
 - ◆ minor or minimal participation in the offense (3.3%).
- The top five districts for bribery offenders were:
 - ◆ Southern District of Texas (15);
 - ◆ Eastern District of New York (14);
 - ◆ Northern District of Ohio (8);
 - ◆ Eastern District of Pennsylvania (7);
 - ◆ District of Puerto Rico (7).

Punishment

- The average sentence for bribery offenders was 23 months.
- 73.9% were sentenced to prison.
- None of the bribery offenders were convicted of an offense carrying a mandatory minimum penalty.

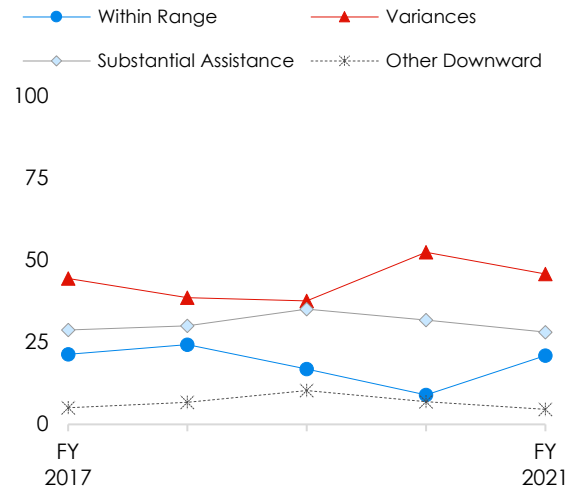


Bribery Offenses

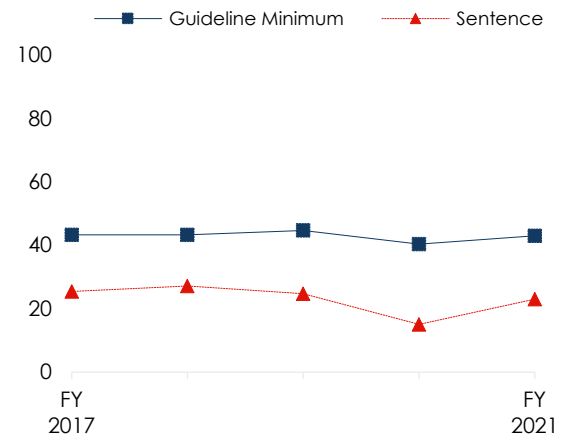
Sentences Relative to the Guideline Range

- Of the 54.2% of bribery offenders sentenced under the *Guidelines Manual*:
 - ◆ 38.6% were sentenced within the guideline range.
 - ◆ 51.8% received a substantial assistance departure.
 - ◇ Their average sentence reduction was 76.4%.
 - ◆ 8.4% received some other downward departure.
 - ◇ Their average sentence reduction was 51.3%.
- 45.8% received a variance; of those offenders:
 - ◆ All received a downward variance.
 - ◇ Their average sentence reduction was 56.8%.
- The average guideline minimum and average sentence imposed fluctuated over the past five years.
 - ◆ The average guideline minimum increased and decreased throughout the fiscal years. The average guideline minimum was 43 months in fiscal year 2017 and fiscal year 2021.
 - ◆ The average sentence imposed increased and decreased throughout the fiscal years. The average sentence imposed was 26 months in fiscal year 2017 and 23 months in fiscal year 2021.

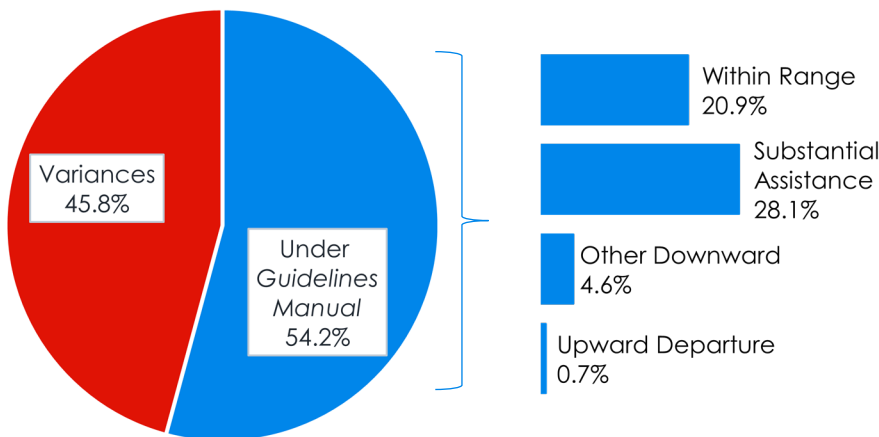
Sentence Relative to the Guideline Range (%)



Average Guideline Minimum and Average Sentence (months)



Sentence Imposed Relative to the Guideline Range FY 2021



¹ Bribery offenses include cases in which the offender was sentenced under §2C1.1 or §2C1.2 (Offering, Giving, or Receiving a Bribe; Extortion Under Color of Official Right; Fraud Involving the Deprivation of the Intangible Right to Honest Services of Public Officials; Conspiracy to Defraud by Interference with Governmental Functions or Offering, Giving, Soliciting, or Receiving a Gratuity).

² Cases with incomplete sentencing information were excluded from the analysis.

³ The Loss Table was amended effective November 1, 2001 and November 1, 2015.