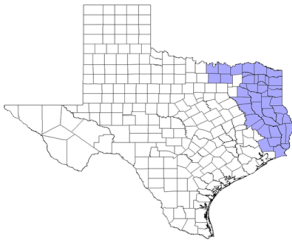


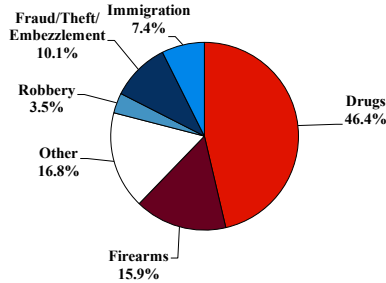
District at a Glance

Eastern District of Texas

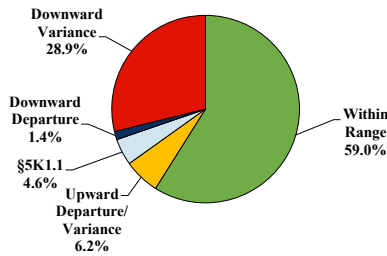
Fiscal Year 2023



Type of Crime



Sentence Imposed Relative to the Guideline Range



SENTENCING INFORMATION BY TYPE OF CRIME

	TOTAL	Immigration	Drug Trafficking	Firearms	Fraud/Theft /Embezzle	Robbery	Child Porn	Money Laundering	All Other
Total	716	53	332	114	72	25	10	38	72
Mean Sentence (months)	90	28	123	49	28	109	125	106	90
Median Sentence (months)	60	24	120	45	24	96	114	60	40

IMPRISONMENT

Total Receiving Imprisonment	685	53	331	112	55	25	10	36	63
Prison Only	684	53	331	112	54	25	10	36	63
Up to 12 Months	37	9	11	4	6	0	0	1	6
13 to 60 Months	290	41	67	81	41	6	1	17	36
61 to 120 Months	177	3	112	26	6	10	6	8	6
Over 120 Months	180	0	141	1	1	9	3	10	15
Prison and Alternatives	1	0	0	0	1	0	0	0	0

PROBATION

Total Receiving Probation	31	0	1	2	17	0	0	2	9
Probation Only	30	0	1	2	17	0	0	2	8
Probation and Alternatives	1	0	0	0	0	0	0	0	1

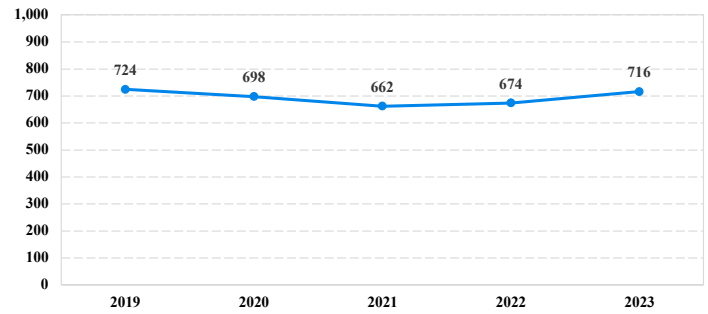
FINE ONLY

Total	0	0	0	0	0	0	0	0	0
--------------	----------	----------	----------	----------	----------	----------	----------	----------	----------

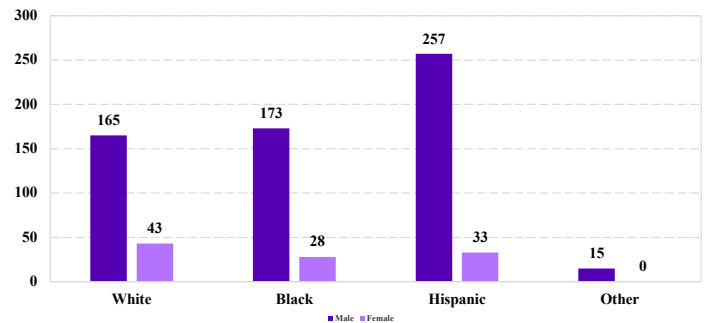
Cases with indeterminable sentence terms are excluded from the calculation of the Mean Sentence or Median Sentence category. Sentences greater than 470 months and probation were included in the sentence average computations as 470 months and zero months, respectively. Cases in the Total Receiving Imprisonment, Total Receiving Probation, and Fine Only categories total 100 percent of all cases. Cases missing information required for a specific analysis were excluded from that analysis. Descriptions of variables used in this analysis are provided in Appendix A.

SOURCE: U.S. Sentencing Commission, 2019 - 2023 Datafiles, USSCFY19 - USSCFY23.

Number of Sentenced Individuals Over Time



Race and Gender



Citizenship, Guilty Pleas, and Trials

