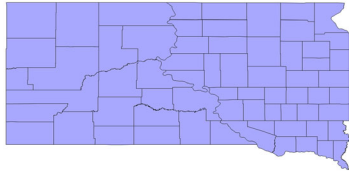


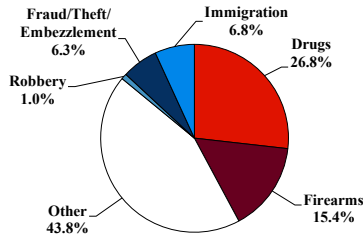
District at a Glance

District of South Dakota

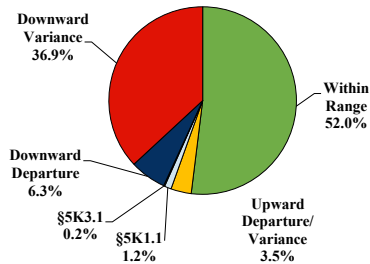
Fiscal Year 2023



Type of Crime



Sentence Imposed Relative to the Guideline Range



SENTENCING INFORMATION BY TYPE OF CRIME

	TOTAL	Immigration	Drug Trafficking	Firearms	Fraud/Theft /Embezzle	Robbery	Child Porn	Money Laundering	All Other
TOTAL	512	35	137	79	32	5	31	14	179
Mean Sentence (months)	72	6	130	36	13	100	86	148	59
Median Sentence (months)	39	3	120	30	3	78	60	130	24

IMPRISONMENT

Total Receiving Imprisonment	490	35	136	76	23	5	30	13	172
Prison Only	479	35	136	74	21	5	30	13	165
Up to 12 Months	87	31	0	10	11	0	0	1	34
13 to 60 Months	200	4	30	54	7	1	15	3	86
61 to 120 Months	90	0	41	10	3	3	8	2	23
Over 120 Months	102	0	65	0	0	1	7	7	22
Prison and Alternatives	11	0	0	2	2	0	0	0	7

PROBATION

Total Receiving Probation	22	0	1	3	9	0	1	1	7
Probation Only	22	0	1	3	9	0	1	1	7
Probation and Alternatives	0	0	0	0	0	0	0	0	0

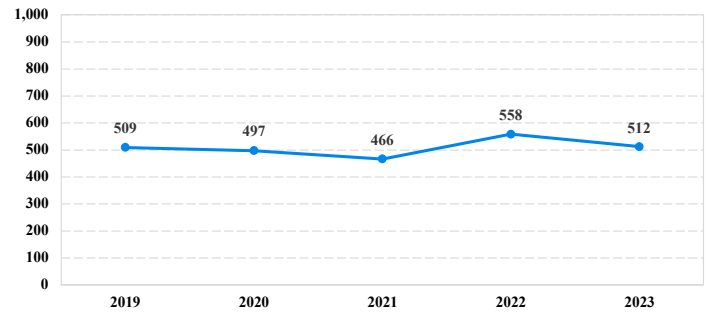
FINE ONLY

FINE ONLY	0	0	0	0	0	0	0	0	0
------------------	----------	----------	----------	----------	----------	----------	----------	----------	----------

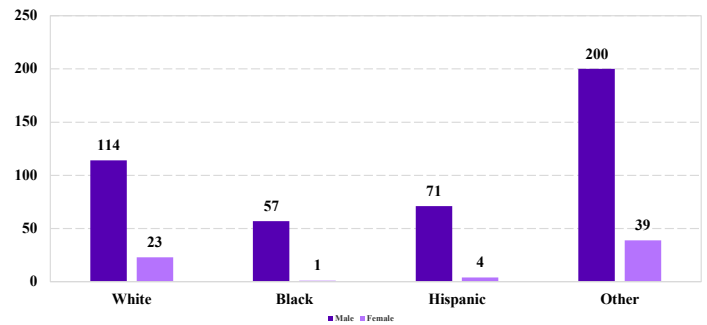
Cases with indeterminable sentence terms are excluded from the calculation of the Mean Sentence or Median Sentence category. Sentences greater than 470 months and probation were included in the sentence average computations as 470 months and zero months, respectively. Cases in the Total Receiving Imprisonment, Total Receiving Probation, and Fine Only categories total 100 percent of all cases. Cases missing information required for a specific analysis were excluded from that analysis. Descriptions of variables used in this analysis are provided in Appendix A.

SOURCE: U.S. Sentencing Commission, 2019 - 2023 Datafiles, USSCFY19 - USSCFY23.

Number of Sentenced Individuals Over Time



Race and Gender



Citizenship, Guilty Pleas, and Trials

