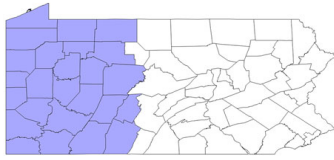


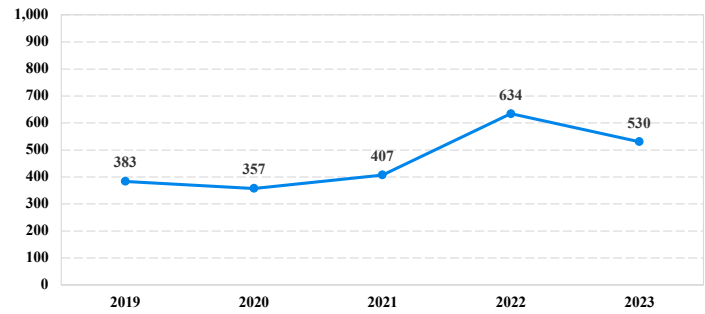
# District at a Glance

## Western District of Pennsylvania

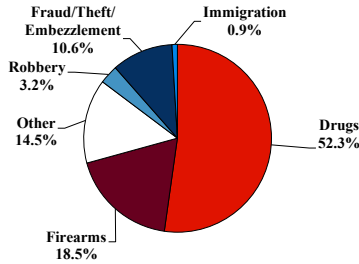
### Fiscal Year 2023



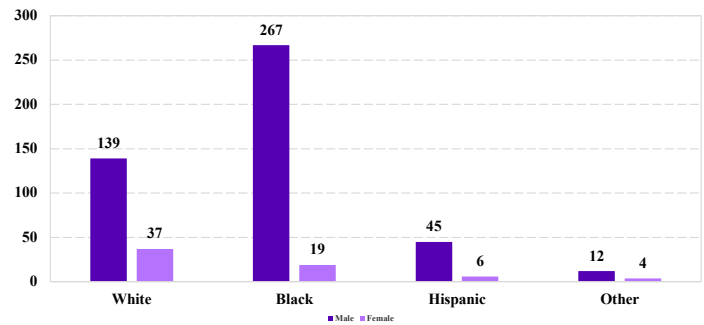
#### Number of Sentenced Individuals Over Time



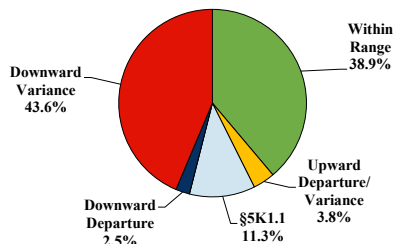
#### Type of Crime



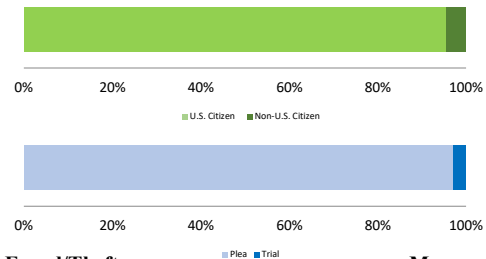
#### Race and Gender



#### Sentence Imposed Relative to the Guideline Range



#### Citizenship, Guilty Pleas, and Trials



#### SENTENCING INFORMATION BY TYPE OF CRIME

	TOTAL	Immigration	Drug Trafficking	Firearms	Fraud/Theft /Embezzle	Robbery	Child Porn	Money Laundering	All Other
<b>Total</b>	<b>530</b>	<b>5</b>	<b>276</b>	<b>98</b>	<b>56</b>	<b>17</b>	<b>23</b>	<b>18</b>	<b>37</b>
Mean Sentence (months)	57	4	59	54	9	70	76	84	99
Median Sentence (months)	46	0	60	39	3	51	78	50	30

#### IMPRISONMENT

<b>Total Receiving Imprisonment</b>	<b>473</b>	<b>3</b>	<b>264</b>	<b>90</b>	<b>32</b>	<b>16</b>	<b>23</b>	<b>16</b>	<b>29</b>
Prison Only	461	3	257	89	31	16	23	15	27
Up to 12 Months	64	2	32	7	17	1	0	2	3
13 to 60 Months	217	1	117	55	14	9	8	5	8
61 to 120 Months	143	0	97	19	0	4	15	2	6
Over 120 Months	37	0	11	8	0	2	0	6	10
Prison and Alternatives	12	0	7	1	1	0	0	1	2

#### PROBATION

<b>Total Receiving Probation</b>	<b>56</b>	<b>2</b>	<b>12</b>	<b>8</b>	<b>24</b>	<b>1</b>	<b>0</b>	<b>2</b>	<b>7</b>
Probation Only	39	2	9	5	17	1	0	0	5
Probation and Alternatives	17	0	3	3	7	0	0	2	2

#### FINE ONLY

<b>Total</b>	<b>1</b>	<b>0</b>	<b>0</b>	<b>0</b>	<b>0</b>	<b>0</b>	<b>0</b>	<b>0</b>	<b>1</b>
--------------	----------	----------	----------	----------	----------	----------	----------	----------	----------

Cases with indeterminable sentence terms are excluded from the calculation of the Mean Sentence or Median Sentence category. Sentences greater than 470 months and probation were included in the sentence average computations as 470 months and zero months, respectively. Cases in the Total Receiving Imprisonment, Total Receiving Probation, and Fine Only categories total 100 percent of all cases. Cases missing information required for a specific analysis were excluded from that analysis. Descriptions of variables used in this analysis are provided in Appendix A.

SOURCE: U.S. Sentencing Commission, 2019 - 2023 Datafiles, USSCFY19 - USSCFY23.