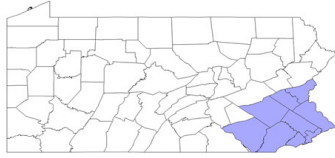


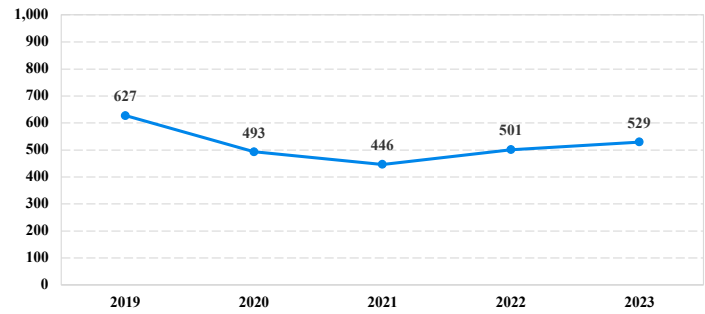
# District at a Glance

## Eastern District of Pennsylvania

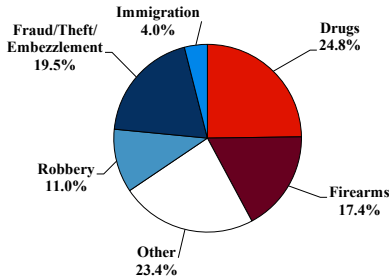
### Fiscal Year 2023



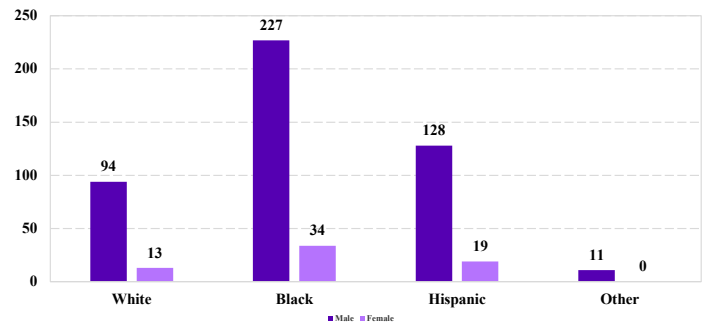
#### Number of Sentenced Individuals Over Time



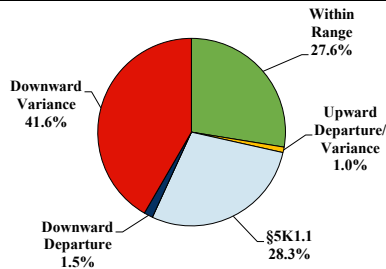
#### Type of Crime



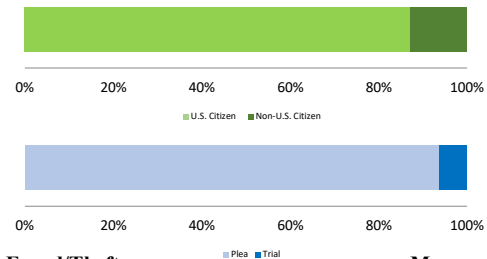
#### Race and Gender



#### Sentence Imposed Relative to the Guideline Range



#### Citizenship, Guilty Pleas, and Trials



#### SENTENCING INFORMATION BY TYPE OF CRIME

	TOTAL	Immigration	Drug Trafficking	Firearms	Fraud/Theft/Embezzle	Robbery	Child Porn	Money Laundering	All Other
<b>Total</b>	<b>529</b>	<b>21</b>	<b>131</b>	<b>92</b>	<b>103</b>	<b>58</b>	<b>15</b>	<b>6</b>	<b>103</b>
Mean Sentence (months)	81	18	83	60	16	111	179	70	144
Median Sentence (months)	46	18	60	51	6	120	120	64	61

#### IMPRISONMENT

<b>Total Receiving Imprisonment</b>	<b>469</b>	<b>20</b>	<b>131</b>	<b>85</b>	<b>63</b>	<b>57</b>	<b>15</b>	<b>6</b>	<b>92</b>
Prison Only	447	20	129	82	55	57	14	6	84
Up to 12 Months	42	5	7	5	18	2	0	0	5
13 to 60 Months	186	15	62	40	31	8	1	2	27
61 to 120 Months	110	0	35	31	5	22	7	3	7
Over 120 Months	109	0	25	6	1	25	6	1	45
Prison and Alternatives	22	0	2	3	8	0	1	0	8

#### PROBATION

<b>Total Receiving Probation</b>	<b>60</b>	<b>1</b>	<b>0</b>	<b>7</b>	<b>40</b>	<b>1</b>	<b>0</b>	<b>0</b>	<b>11</b>
Probation Only	49	0	0	7	32	1	0	0	9
Probation and Alternatives	11	1	0	0	8	0	0	0	2

#### FINE ONLY

<b>Total</b>	<b>0</b>	<b>0</b>	<b>0</b>	<b>0</b>	<b>0</b>	<b>0</b>	<b>0</b>	<b>0</b>	<b>0</b>
--------------	----------	----------	----------	----------	----------	----------	----------	----------	----------

Cases with indeterminable sentence terms are excluded from the calculation of the Mean Sentence or Median Sentence category. Sentences greater than 470 months and probation were included in the sentence average computations as 470 months and zero months, respectively. Cases in the Total Receiving Imprisonment, Total Receiving Probation, and Fine Only categories total 100 percent of all cases. Cases missing information required for a specific analysis were excluded from that analysis. Descriptions of variables used in this analysis are provided in Appendix A.

SOURCE: U.S. Sentencing Commission, 2019 - 2023 Datafiles, USSCFY19 - USSCFY23.