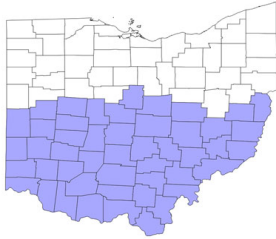


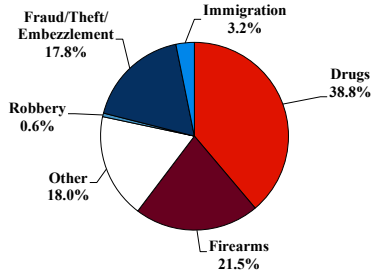
# District at a Glance

## Southern District of Ohio

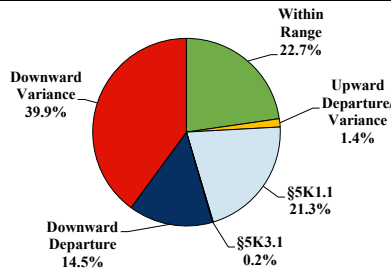
### Fiscal Year 2023



#### Type of Crime



#### Sentence Imposed Relative to the Guideline Range



#### SENTENCING INFORMATION BY TYPE OF CRIME

	TOTAL	Immigration	Drug Trafficking	Firearms	Fraud/Theft /Embezzle	Robbery	Child Porn	Money Laundering	All Other
<b>Total</b>	<b>623</b>	<b>20</b>	<b>238</b>	<b>134</b>	<b>111</b>	<b>4</b>	<b>26</b>	<b>25</b>	<b>65</b>
Mean Sentence (months)	50	10	56	35	16	154	77	54	113
Median Sentence (months)	30	7	48	30	3	150	60	36	18

#### IMPRISONMENT

<b>Total Receiving Imprisonment</b>	<b>534</b>	<b>18</b>	<b>218</b>	<b>126</b>	<b>72</b>	<b>4</b>	<b>26</b>	<b>24</b>	<b>46</b>
Prison Only	513	18	212	124	65	3	26	22	43
Up to 12 Months	100	10	32	17	27	0	1	2	11
13 to 60 Months	263	8	97	88	33	0	14	15	8
61 to 120 Months	94	0	59	18	3	1	7	3	3
Over 120 Months	56	0	24	1	2	2	4	2	21
Prison and Alternatives	21	0	6	2	7	1	0	2	3

#### PROBATION

<b>Total Receiving Probation</b>	<b>87</b>	<b>2</b>	<b>20</b>	<b>8</b>	<b>39</b>	<b>0</b>	<b>0</b>	<b>1</b>	<b>17</b>
Probation Only	64	2	14	5	28	0	0	0	15
Probation and Alternatives	23	0	6	3	11	0	0	1	2

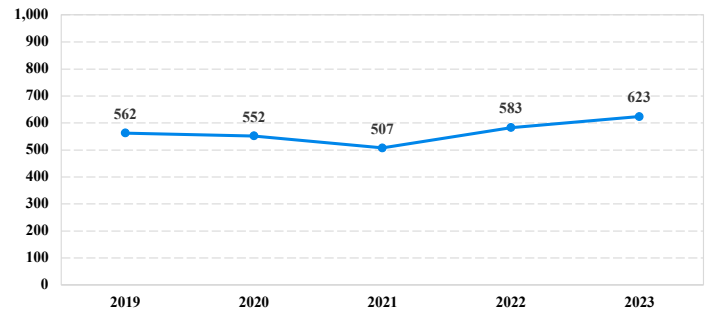
#### FINE ONLY

<b>Total</b>	<b>2</b>	<b>0</b>	<b>0</b>	<b>0</b>	<b>0</b>	<b>0</b>	<b>0</b>	<b>0</b>	<b>2</b>
--------------	----------	----------	----------	----------	----------	----------	----------	----------	----------

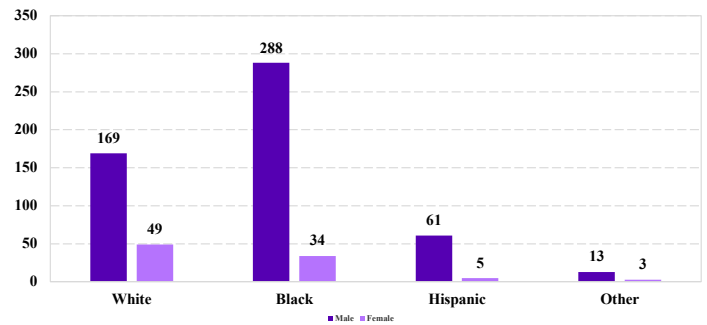
Cases with indeterminable sentence terms are excluded from the calculation of the Mean Sentence or Median Sentence category. Sentences greater than 470 months and probation were included in the sentence average computations as 470 months and zero months, respectively. Cases in the Total Receiving Imprisonment, Total Receiving Probation, and Fine Only categories total 100 percent of all cases. Cases missing information required for a specific analysis were excluded from that analysis. Descriptions of variables used in this analysis are provided in Appendix A.

SOURCE: U.S. Sentencing Commission, 2019 - 2023 Datafiles, USSCFY19 - USSCFY23.

#### Number of Sentenced Individuals Over Time



#### Race and Gender



#### Citizenship, Guilty Pleas, and Trials

