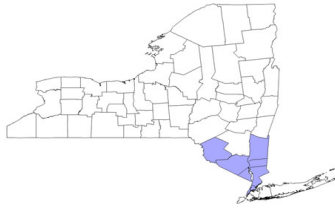


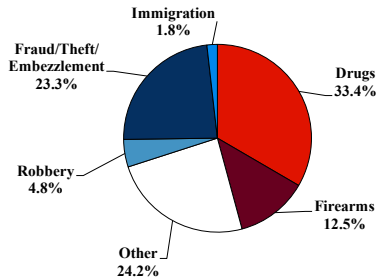
District at a Glance

Southern District of New York

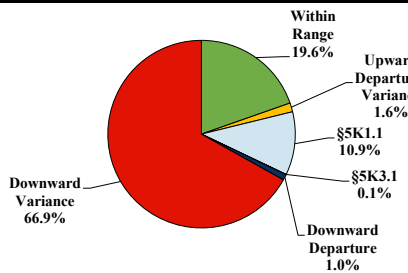
Fiscal Year 2023



Type of Crime



Sentence Imposed Relative to the Guideline Range



SENTENCING INFORMATION BY TYPE OF CRIME

	TOTAL	Immigration	Drug Trafficking	Firearms	Fraud/Theft /Embezzle	Robbery	Child Porn	Money Laundering	All Other
Total	1,148	21	381	143	268	55	14	77	189
Mean Sentence (months)	53	10	64	43	26	63	36	37	84
Median Sentence (months)	34	10	48	36	18	52	24	26	39

IMPRISONMENT

Total Receiving Imprisonment	1,104	21	376	142	245	54	12	76	178
Prison Only	1,051	21	352	138	231	54	11	72	172
Up to 12 Months	210	14	52	8	71	0	3	24	38
13 to 60 Months	555	7	166	105	133	32	6	37	69
61 to 120 Months	188	0	89	23	25	19	0	7	25
Over 120 Months	98	0	45	2	2	3	2	4	40
Prison and Alternatives	53	0	24	4	14	0	1	4	6

PROBATION

Total Receiving Probation	44	0	5	1	23	1	2	1	11
Probation Only	26	0	2	1	13	1	2	1	6
Probation and Alternatives	18	0	3	0	10	0	0	0	5

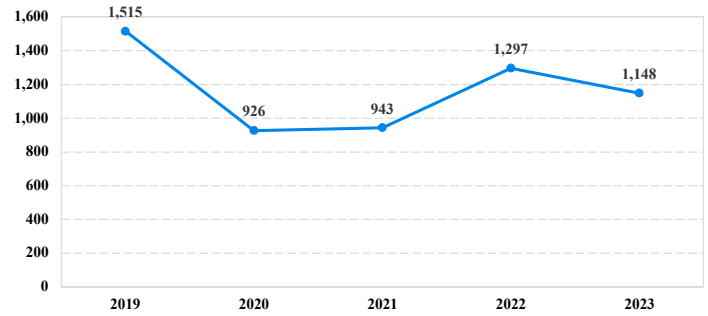
FINE ONLY

Total	0	0	0	0	0	0	0	0	0
--------------	----------	----------	----------	----------	----------	----------	----------	----------	----------

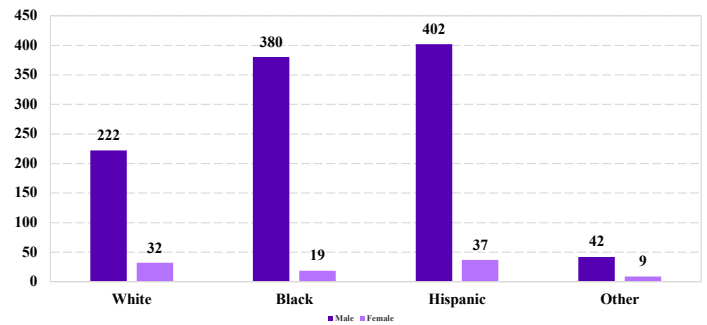
Cases with indeterminable sentence terms are excluded from the calculation of the Mean Sentence or Median Sentence category. Sentences greater than 470 months and probation were included in the sentence average computations as 470 months and zero months, respectively. Cases in the Total Receiving Imprisonment, Total Receiving Probation, and Fine Only categories total 100 percent of all cases. Cases missing information required for a specific analysis were excluded from that analysis. Descriptions of variables used in this analysis are provided in Appendix A.

SOURCE: U.S. Sentencing Commission, 2019 - 2023 Datafiles, USSCFY19 - USSCFY23.

Number of Sentenced Individuals Over Time



Race and Gender



Citizenship, Guilty Pleas, and Trials

